

AKKORDE

AUF



C

C⁶

C^{6/9}

C¹¹

C¹²

C¹³

C⁷

C⁹

C¹³

C^M

C^{M6}

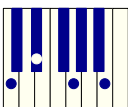
C^{M6/9}

C^{M7}

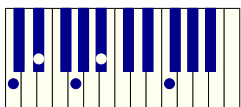

C^{M9}

C^{M11}

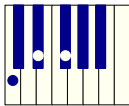

C^{M9}



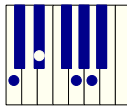

Cm^{MA7}



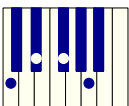

Cm^{7(A0011)}



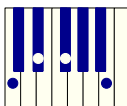

C°



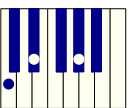

Cm⁶



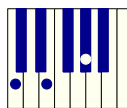

C DIM⁷



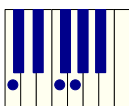

C DIM^{MA7}



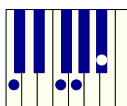

Cm⁺



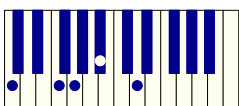

C⁺



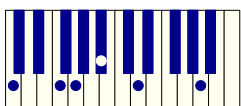

C^{SUS4}



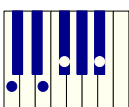
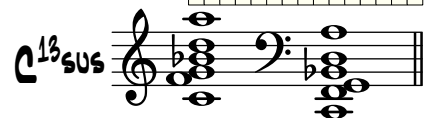
C^{7SUS}



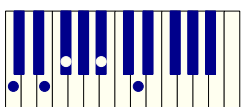

C^{9SUS}



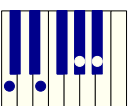

C^{13SUS}



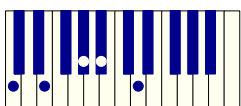

C^{7(b5)}




C^{9(b5)}



C⁺⁷



C⁺⁹



C7(b9)

C7(#9)

C7(b9)

C+7(#9)

C+7(b9)

C7(#11)

C9(#11)

C7(#11)

C13(b5)

C13(#11)

C13

C7(A0011 / A0013)

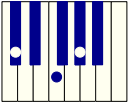
C75(A0011 / A0013)

C5(A0011 / A0013)

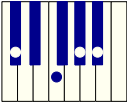

AKKORDE

AUF

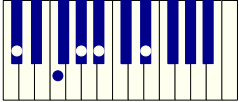

Cis



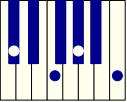

C15



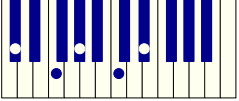

C15^{b9}



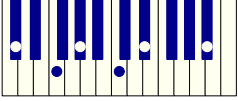

C15^{b9}/9



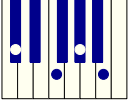

C15^{b13}



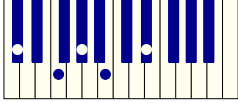

C15^{b13}/9



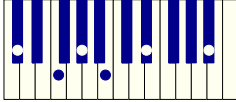

C15^{b13}/13



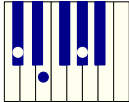

C15^{b7}



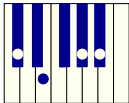

C15^{b9}



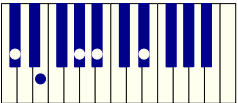

C15^{b13}



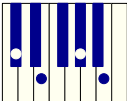

C15M



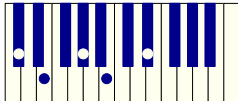

C15M^{b9}



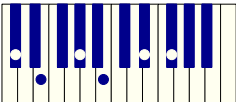

C15M^{b9}/9



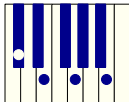

C15M^{b7}




C15M^{b9}

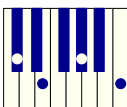


C15M¹¹

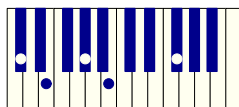



C15M

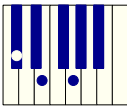





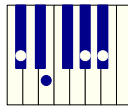

C15M^{MA37}



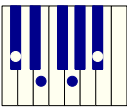

C15M^{7(ADD11)}



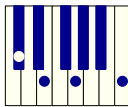

C15°



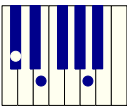

C15M⁶



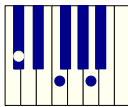

C15DIM⁷



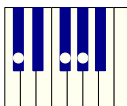

C15DIM^{MA37}



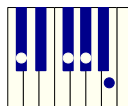

C15M⁺



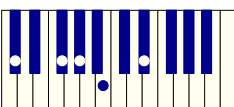

C15⁺



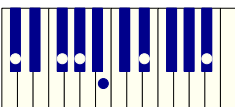

C15^{SUS4}



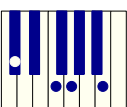

C15^{7 SUS}



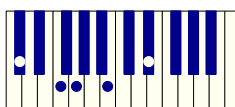

C15^{9 SUS}



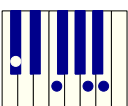

C15^{13 SUS}



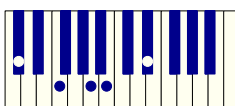

C15^{7(b5)}




C15^{9(b5)}



C15⁺7



C15⁺9



C15 7(b9)

Diagram showing the fingering for the C15 7(b9) chord. The right hand uses fingers 1, 2, 3, 4, 5 on the white keys (F, C, G, Bb, F) and the left hand uses fingers 1, 2, 3, 4, 5 on the white keys (C, F, C, G, C).

C15 7(#9)

Diagram showing the fingering for the C15 7(#9) chord. The right hand uses fingers 1, 2, 3, 4, 5 on the white keys (F, C, G, B, F) and the left hand uses fingers 1, 2, 3, 4, 5 on the white keys (C, F, C, G, C).

C15 7(b5)

Diagram showing the fingering for the C15 7(b5) chord. The right hand uses fingers 1, 2, 3, 4, 5 on the white keys (F, C, G, Bb, F) and the left hand uses fingers 1, 2, 3, 4, 5 on the white keys (C, F, C, G, C).

C15+ 7(#9)

Diagram showing the fingering for the C15+ 7(#9) chord. The right hand uses fingers 1, 2, 3, 4, 5 on the white keys (F, C, G, B, F) and the left hand uses fingers 1, 2, 3, 4, 5 on the white keys (C, F, C, G, C).

C15+ 7(b9)

Diagram showing the fingering for the C15+ 7(b9) chord. The right hand uses fingers 1, 2, 3, 4, 5 on the white keys (F, C, G, Bb, F) and the left hand uses fingers 1, 2, 3, 4, 5 on the white keys (C, F, C, G, C).

C15 7(#11)

Diagram showing the fingering for the C15 7(#11) chord. The right hand uses fingers 1, 2, 3, 4, 5 on the white keys (F, C, G, B, F) and the left hand uses fingers 1, 2, 3, 4, 5 on the white keys (C, F, C, G, C).

C15 9(#11)

Diagram showing the fingering for the C15 9(#11) chord. The right hand uses fingers 1, 2, 3, 4, 5 on the white keys (F, C, G, B, F) and the left hand uses fingers 1, 2, 3, 4, 5 on the white keys (C, F, C, G, C).

C15 7(#11) (b9)

Diagram showing the fingering for the C15 7(#11) (b9) chord. The right hand uses fingers 1, 2, 3, 4, 5 on the white keys (F, C, G, B, F) and the left hand uses fingers 1, 2, 3, 4, 5 on the white keys (C, F, C, G, C).

C15 13(b5)

Diagram showing the fingering for the C15 13(b5) chord. The right hand uses fingers 1, 2, 3, 4, 5 on the white keys (F, C, G, Bb, F) and the left hand uses fingers 1, 2, 3, 4, 5 on the white keys (C, F, C, G, C).

C15 13(#11)

Diagram showing the fingering for the C15 13(#11) chord. The right hand uses fingers 1, 2, 3, 4, 5 on the white keys (F, C, G, B, F) and the left hand uses fingers 1, 2, 3, 4, 5 on the white keys (C, F, C, G, C).

C15 13

Diagram showing the fingering for the C15 13 chord. The right hand uses fingers 1, 2, 3, 4, 5 on the white keys (F, C, G, B, F) and the left hand uses fingers 1, 2, 3, 4, 5 on the white keys (C, F, C, G, C).

C15 7(Add11) (Add13)

Diagram showing the fingering for the C15 7(Add11) (Add13) chord. The right hand uses fingers 1, 2, 3, 4, 5 on the white keys (F, C, G, B, F) and the left hand uses fingers 1, 2, 3, 4, 5 on the white keys (C, F, C, G, C).

C15 7 5(Add11) (Add13)

Diagram showing the fingering for the C15 7 5(Add11) (Add13) chord. The right hand uses fingers 1, 2, 3, 4, 5 on the white keys (F, C, G, B, F) and the left hand uses fingers 1, 2, 3, 4, 5 on the white keys (C, F, C, G, C).

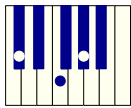
C15 5(Add11) (Add13)

Diagram showing the fingering for the C15 5(Add11) (Add13) chord. The right hand uses fingers 1, 2, 3, 4, 5 on the white keys (F, C, G, B, F) and the left hand uses fingers 1, 2, 3, 4, 5 on the white keys (C, F, C, G, C).

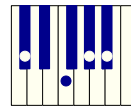
AKKORDE

AUF

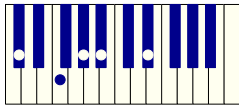
Des



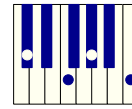
DES



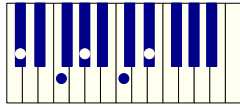
DES⁶



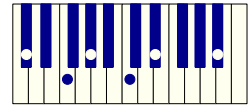
DES^{6/9}



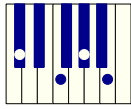
DES¹



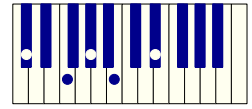
DES^{1^9}



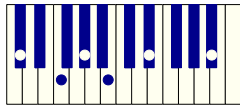
DES^{1^13}



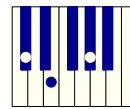
DES⁷



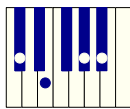
DES⁹



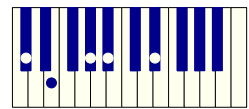
DES¹³



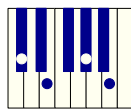
DESM



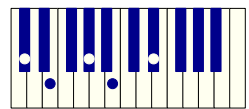
DESM⁶



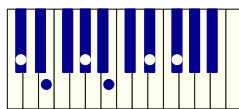
DESM^{6/9}



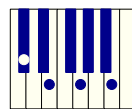
DESM⁷



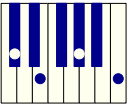
DESM⁹



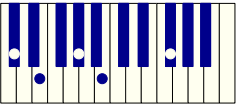

DESM¹¹



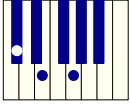

DES⁰



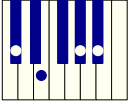

D ESM^{MA7}



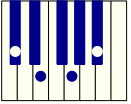

D ESM^{7(A0011)}



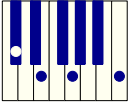

D E S[°]



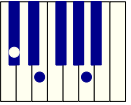

D ESM⁶



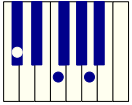

D E S DIM⁷



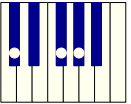

D E S DIM^{MA7}



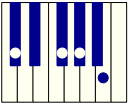

D ESM⁺



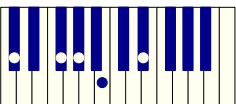

D E S⁺



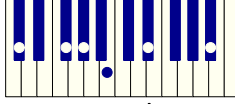

D E S^{SUS4}



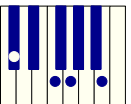

D E S^{7SUS}



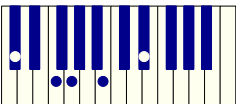

D E S^{9SUS}



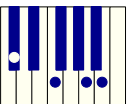

D E S^{13SUS}



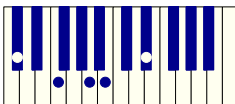

D E S^{7(b5)}




D E S^{9(b5)}

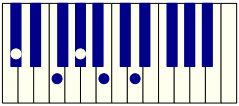



D E S⁺7

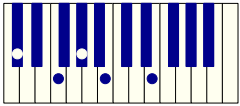



D E S⁺9

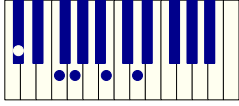





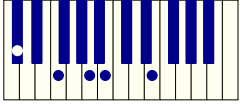
D E♭ 7(b9) 




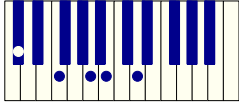
D E♭ 7(#9) 




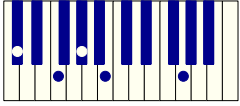
D E♭ 7(b5) 




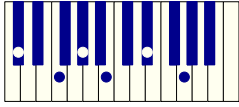
D E♭ + 7(#9) 




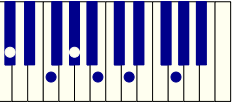
D E♭ + 7(b9) 




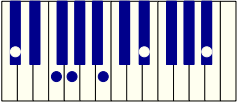
D E♭ 7(#11) 




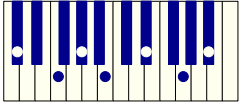
D E♭ 9(#11) 




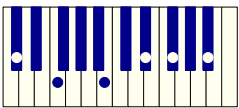
D E♭ 7(#11/b9) 




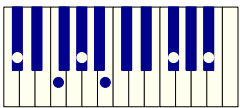
D E♭ 13(b5) 




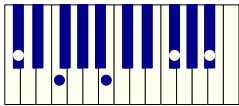
D E♭ 13(#11) 





D E♭ 13 




D E♭ 7(AoD11/Aoo13) 



D E♭ 7.5(Aoo11/Aoo13) 



D E♭ 5(Aoo11/Aoo13) 

AKKORDE

AUF

D

D

D⁶

D^{6/9}

D¹¹

D⁹

D¹³

D⁷

D⁹

D¹³

D^m

D^{m6}

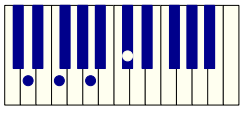
D^{m6/9}

D^{m7}

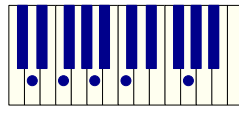

D^{m9}

D^{m11}

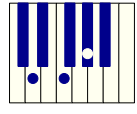

D^o



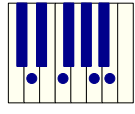

Dm^{MAJ7}



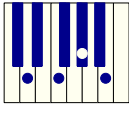

Dm^{7(ADD11)}



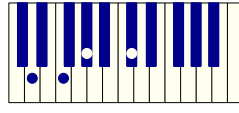

D°



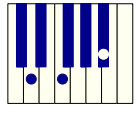

Dm⁶



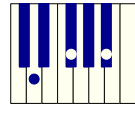

Ddim⁷



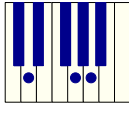

Ddim^{MAJ7}



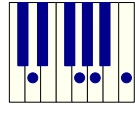

Dm⁺





D⁺



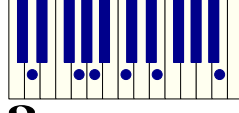

D^{SUS4}



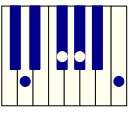

D^{7SUS}



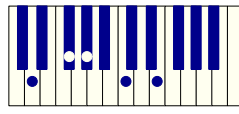

D^{9SUS}



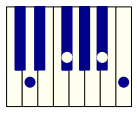

D^{13SUS}



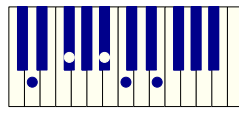

D^{7(b5)}




D^{9(b5)}



D⁺⁷



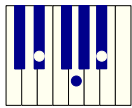
D⁺⁹



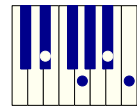
AKKORDE

AUF

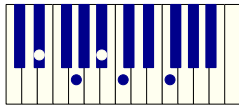
Dis



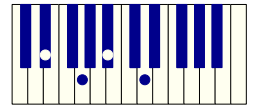
Dis



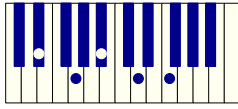
Dis⁶



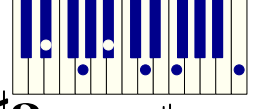
Dis^{6/9}



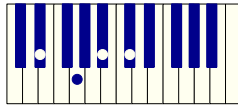
Dis⁷



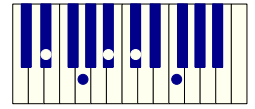
Dis^{7b9}



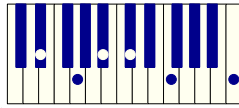
Dis^{7#9}



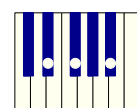
Dis⁷



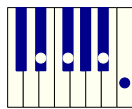
Dis⁹



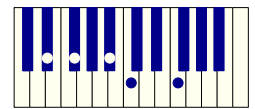
Dis¹³



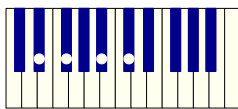
Dis^M



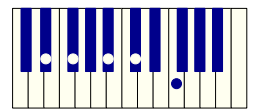
Dis^{M6}



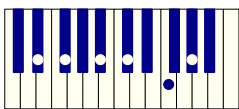
Dis^{M6/9}



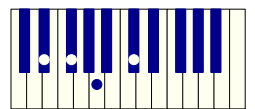
Dis^{M7}



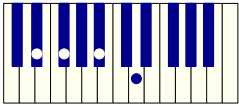
Dis^{M9}




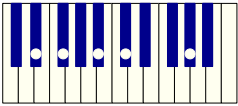
Dis^{M11}




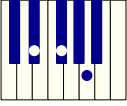
Dis^M




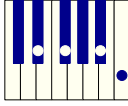
DisM^{MA7}


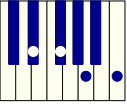
DisM^{7(ADD11)}



Dis[°]


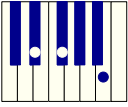
DisM⁶


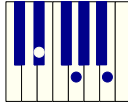
DisDIM⁷


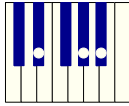
DisDIM^{MA7}


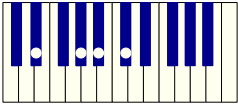
DisM⁺


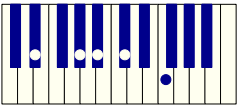
Dis⁺


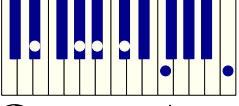
Dis^{SUS4}


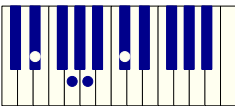
Dis^{7SUS}


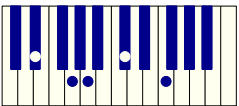
Dis^{9SUS}

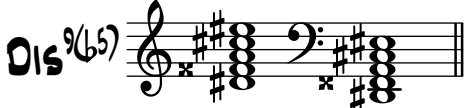
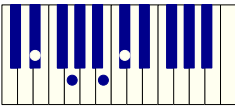
Dis^{13SUS}


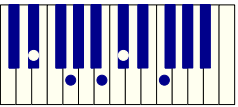
Dis^{7(b5)}


Dis^{9(b5)}

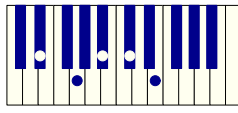



Dis⁺⁷

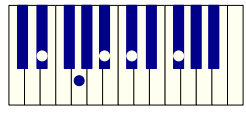



Dis⁺⁹

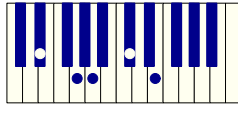




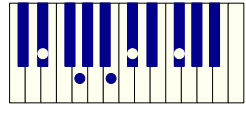
Dis⁷(b⁹)



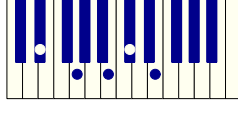
Dis⁷(#⁹)



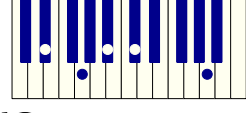
Dis⁷(b⁵)



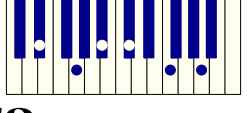
Dis+⁷(#⁹)



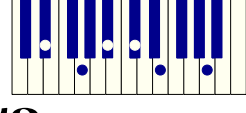
Dis+⁷(b⁹)



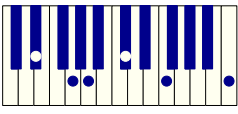
Dis⁷(#¹¹)



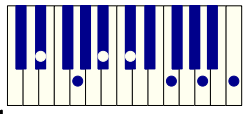
Dis⁹(#¹¹)



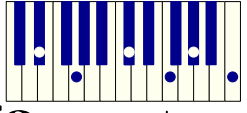
Dis⁷(#¹¹)(b⁹)



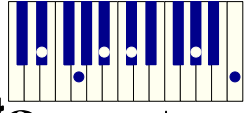
Dis¹³(b⁵)



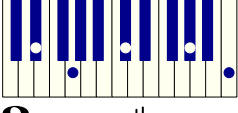
Dis¹³(#¹¹)



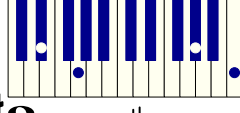
Dis¹³



Dis⁷(A0011)(A0013)



Dis^{7.5}(A0011)(A0013)

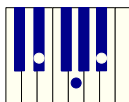


Dis⁵(A0011)(A0013)

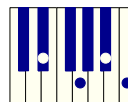

AKKORDE

AUF

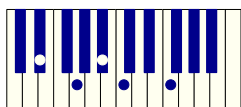

IS



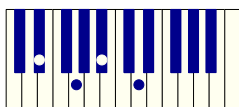

Es



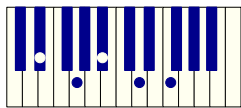

Es⁶



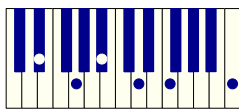

Es^{6/9}



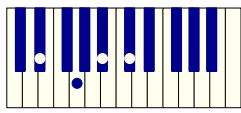

Es⁷



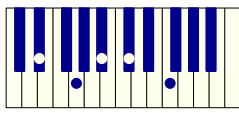

Es^{7b9}



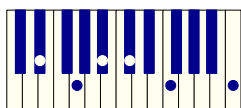

Es^{7b13}



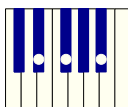

Es⁹



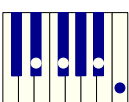

Es⁹



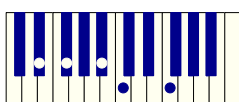

Es¹³



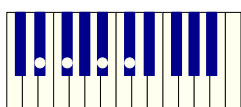

ESM



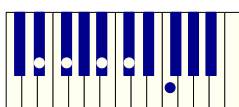

ESM⁶



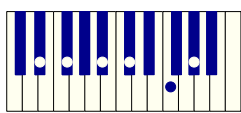

ESM^{6/9}



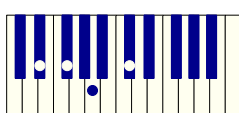

ESM⁷




ESM⁹

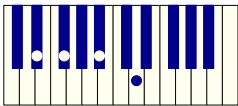


ESM¹¹

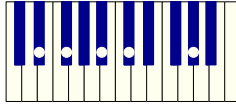



Es⁹

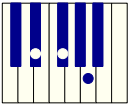





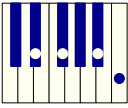

ESM^{MA7}



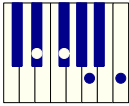

ESM^{7(A0011)}



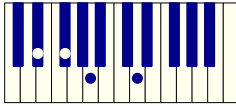

ES⁰



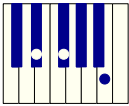

ESM⁶



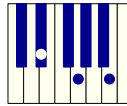

ES DIM⁷



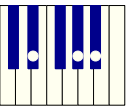

ES DIM^{MA7}



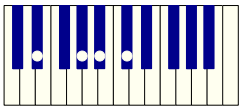

ESM⁺



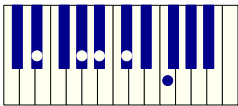

ES⁺



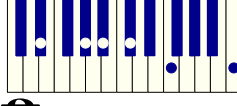

ES^{SUS4}



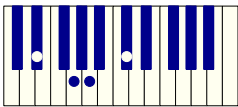

ES^{7SUS}



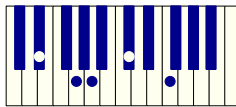

ES^{9SUS}



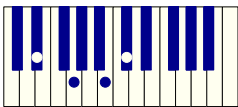

ES^{13SUS}



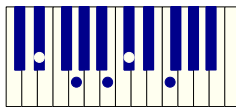

ES^{7(b5)}




ES^{9(b5)}



ES⁺7



ES⁺9



Es7(b9)

Es7(#9)

Es7(b9)5

Es+7(#9)

Es+7(b9)

Es7(#11)

Es9(#11)

Es7(#11)9

Es13(b9)

Es13(#11)

Es13

Es7(Aoo11)

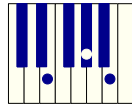
Es7.5(Aoo11)

Es5(Aoo11)

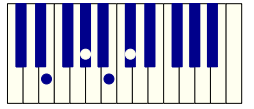
AKKORDE

AUF

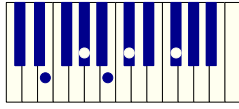
E



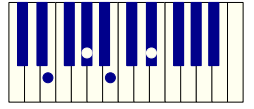
E



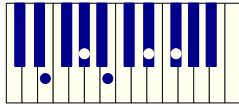
E⁶



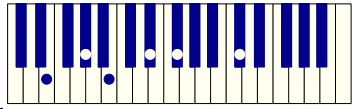
E^{6/9}



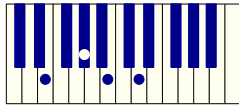
E⁷



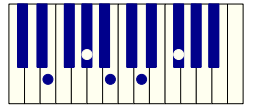
E^{7b9}



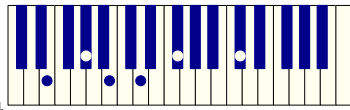
E^{7b13}



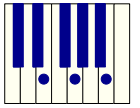
E⁷



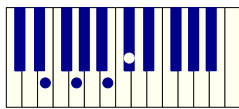
E⁹



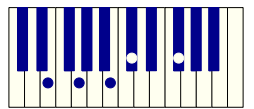
E¹³



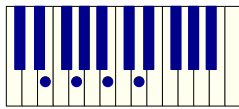
E^m



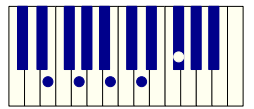
E^{m6}



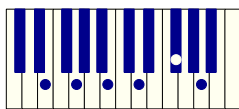
E^{m6/9}



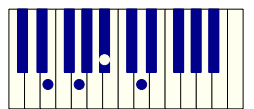
E^{m7}



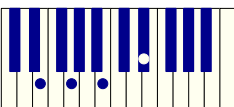
E^{m9}



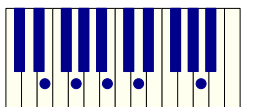

E^{m11}



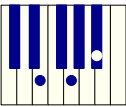

E^{m9b5}



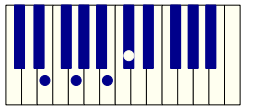

E M^{MAJ7}



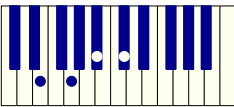

E M^{7(ADD11)}



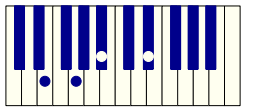

E⁰



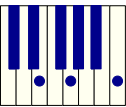

E M⁶



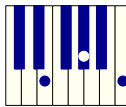

E DIM⁷



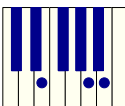

E DIM^{MAJ7}



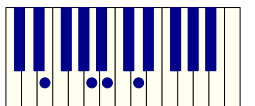

E M⁺



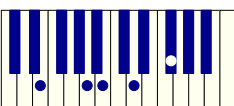

E⁺



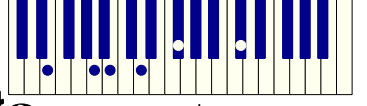

E^{SUS4}



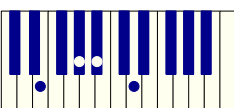

E^{7SUS}



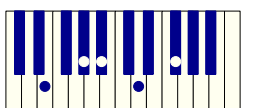

E^{9SUS}



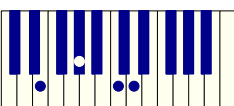

E^{13SUS}



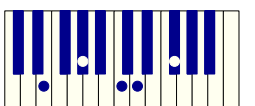

E^{7(b5)}




E^{9(b5)}



E⁺7



E⁺9



Fingerboard diagram for E7(b9) showing frets 1-5 on strings 1-5. Below is the chord notation in treble and bass clefs.

E7(b9)

Fingerboard diagram for E7(#9) showing frets 1-5 on strings 1-5. Below is the chord notation in treble and bass clefs.

E7(#9)

Fingerboard diagram for E7(b5) showing frets 1-5 on strings 1-5. Below is the chord notation in treble and bass clefs.

E7(b5)

Fingerboard diagram for E+7(#9) showing frets 1-5 on strings 1-5. Below is the chord notation in treble and bass clefs.

E+7(#9)

Fingerboard diagram for E+7(b9) showing frets 1-5 on strings 1-5. Below is the chord notation in treble and bass clefs.

E+7(b9)

Fingerboard diagram for E7(#11) showing frets 1-5 on strings 1-5. Below is the chord notation in treble and bass clefs.

E7(#11)

Fingerboard diagram for E9(#11) showing frets 1-5 on strings 1-5. Below is the chord notation in treble and bass clefs.

E9(#11)

Fingerboard diagram for E7(#11) with b9 showing frets 1-5 on strings 1-5. Below is the chord notation in treble and bass clefs.

E7(#11)(b9)

Fingerboard diagram for E13(b5) showing frets 1-5 on strings 1-5. Below is the chord notation in treble and bass clefs.

E13(b5)

Fingerboard diagram for E13(#11) showing frets 1-5 on strings 1-5. Below is the chord notation in treble and bass clefs.

E13(#11)

Fingerboard diagram for E13 showing frets 1-5 on strings 1-5. Below is the chord notation in treble and bass clefs.

E13

Fingerboard diagram for E7(A0011) showing frets 1-5 on strings 1-5. Below is the chord notation in treble and bass clefs.

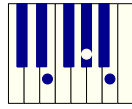
E7(A0011)

Fingerboard diagram for E75(A0011) showing frets 1-5 on strings 1-5. Below is the chord notation in treble and bass clefs.

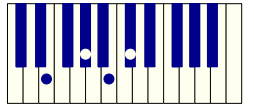
E75(A0011)

Fingerboard diagram for E5(A0011) showing frets 1-5 on strings 1-5. Below is the chord notation in treble and bass clefs.

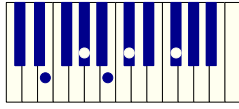
E5(A0011)



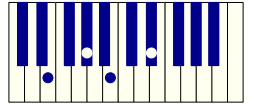
E



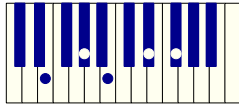
E⁶



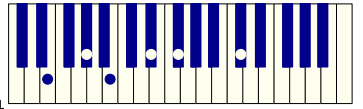
E^{6/9}



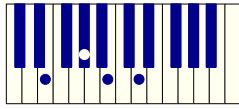
E⁷



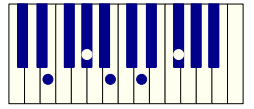
E^{7b9}



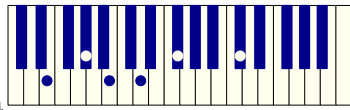
E^{7b13}



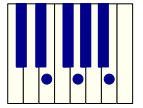
E⁷



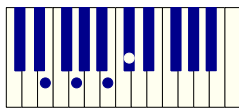
E⁹



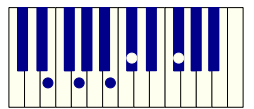
E¹³



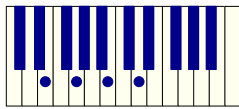
E^M



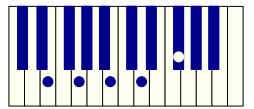
E^{M6}



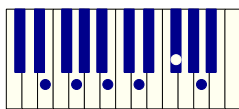
E^{M6/9}



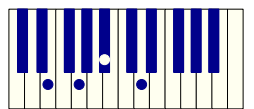
E^{M7}



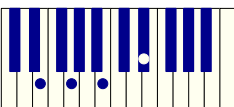
E^{M9}



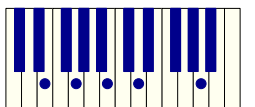

E^{M11}



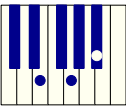

E^m



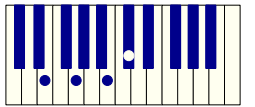

E M^{MAJ7}



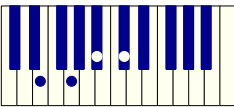

E M^{7(ADD11)}



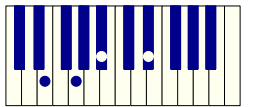

E⁰



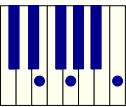

E M⁶



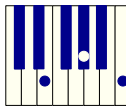

E DIM⁷



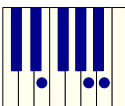

E DIM^{MAJ7}



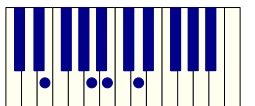

E M⁺



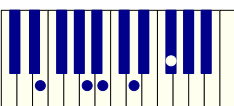

E⁺



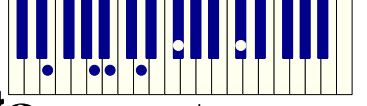

E^{SUS4}



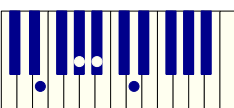

E^{7SUS}



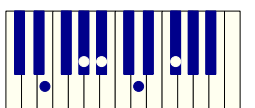

E^{9SUS}



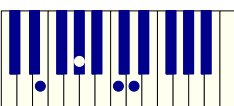

E^{13SUS}



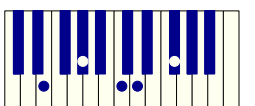

E^{7(b5)}




E^{9(b5)}



E⁺7



E⁺9



E7(b9)

Fingerboard diagram showing the E7(b9) chord. The treble clef staff shows the notes G4, A4, B4, C5, and the bass clef staff shows the notes G2, B2, D3, E3. The key signature has one sharp (F#).

E7(#9)

Fingerboard diagram showing the E7(#9) chord. The treble clef staff shows the notes G4, A4, B4, C#5, and the bass clef staff shows the notes G2, B2, D3, E3. The key signature has two sharps (F#, C#).

E7(b5)

Fingerboard diagram showing the E7(b5) chord. The treble clef staff shows the notes G4, A4, B4, Bb5, and the bass clef staff shows the notes G2, B2, D3, E3. The key signature has one sharp (F#).

E+7(#9)

Fingerboard diagram showing the E+7(#9) chord. The treble clef staff shows the notes G4, A4, B4, C#5, and the bass clef staff shows the notes G2, B2, D3, E3. The key signature has two sharps (F#, C#).

E+7(b9)

Fingerboard diagram showing the E+7(b9) chord. The treble clef staff shows the notes G4, A4, B4, C5, and the bass clef staff shows the notes G2, B2, D3, E3. The key signature has two sharps (F#, C#).

E7(#11)

Fingerboard diagram showing the E7(#11) chord. The treble clef staff shows the notes G4, A4, B4, C#5, and the bass clef staff shows the notes G2, B2, D3, E3. The key signature has two sharps (F#, C#).

E9(#11)

Fingerboard diagram showing the E9(#11) chord. The treble clef staff shows the notes G4, A4, B4, C#5, and the bass clef staff shows the notes G2, B2, D3, E3. The key signature has three sharps (F#, C#, G#).

E7(#11 b9)

Fingerboard diagram showing the E7(#11 b9) chord. The treble clef staff shows the notes G4, A4, B4, C#5, and the bass clef staff shows the notes G2, B2, D3, E3. The key signature has three sharps (F#, C#, G#).

E13(b5)

Fingerboard diagram showing the E13(b5) chord. The treble clef staff shows the notes G4, A4, B4, Bb5, and the bass clef staff shows the notes G2, B2, D3, E3. The key signature has three sharps (F#, C#, G#).

E13(#11)

Fingerboard diagram showing the E13(#11) chord. The treble clef staff shows the notes G4, A4, B4, C#5, and the bass clef staff shows the notes G2, B2, D3, E3. The key signature has three sharps (F#, C#, G#).

E13

Fingerboard diagram showing the E13 chord. The treble clef staff shows the notes G4, A4, B4, C5, and the bass clef staff shows the notes G2, B2, D3, E3. The key signature has three sharps (F#, C#, G#).

E7(A0011 A0013)

Fingerboard diagram showing the E7(A0011 A0013) chord. The treble clef staff shows the notes G4, A4, B4, C5, and the bass clef staff shows the notes G2, B2, D3, E3. The key signature has three sharps (F#, C#, G#).

E75(A0011 A0013)

Fingerboard diagram showing the E75(A0011 A0013) chord. The treble clef staff shows the notes G4, A4, B4, C5, and the bass clef staff shows the notes G2, B2, D3, E3. The key signature has three sharps (F#, C#, G#).

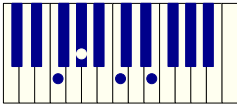
E5(A0011 A0013)

Fingerboard diagram showing the E5(A0011 A0013) chord. The treble clef staff shows the notes G4, A4, B4, C5, and the bass clef staff shows the notes G2, B2, D3, E3. The key signature has three sharps (F#, C#, G#).

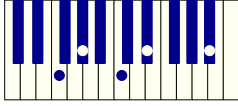

AKKORDE

AUF

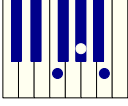





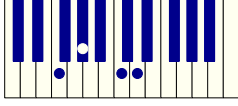

FM^{MA57}



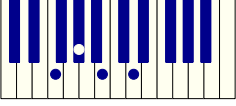

FM^{7(A0011)}



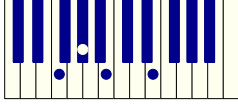

F⁰



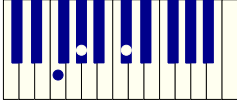

FM⁶



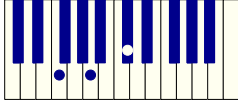

FOIM⁷



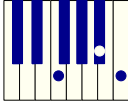

FOIM^{MA57}



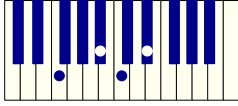

FM⁺



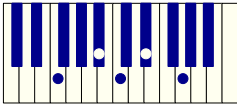

F⁺



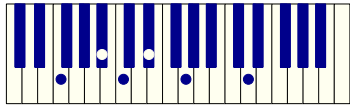

FSUS⁴



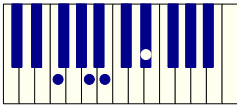

F^{7sus}



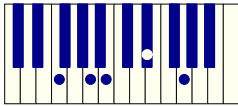

F^{9sus}



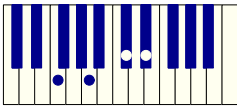

F^{13sus}



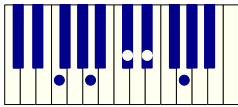

F^{7(b5)}




F^{9(b5)}



F⁺⁷



F⁺⁹



F7(b9)

Diagram: A piano keyboard diagram showing the F7(b9) chord. The notes are F4, A4, C5, E4, G4, Bb4, and Bb5. The notation shows the chord in both treble and bass clefs with a key signature of two flats.

F7(#9)

Diagram: A piano keyboard diagram showing the F7(#9) chord. The notes are F4, A4, C5, E4, G4, Bb4, and B#5. The notation shows the chord in both treble and bass clefs with a key signature of one flat and one sharp.

F7(b9)

Diagram: A piano keyboard diagram showing the F7(b9) chord. The notes are F4, A4, C5, E4, G4, Bb4, and Bb5. The notation shows the chord in both treble and bass clefs with a key signature of two flats.

F+7(#9)

Diagram: A piano keyboard diagram showing the F+7(#9) chord. The notes are F4, A4, C5, E4, G4, Bb4, and B#5. The notation shows the chord in both treble and bass clefs with a key signature of one flat and one sharp.

F+7(b9)

Diagram: A piano keyboard diagram showing the F+7(b9) chord. The notes are F4, A4, C5, E4, G4, Bb4, and Bb5. The notation shows the chord in both treble and bass clefs with a key signature of one flat and one sharp.

F7(#11)

Diagram: A piano keyboard diagram showing the F7(#11) chord. The notes are F4, A4, C5, E4, G4, Bb4, and B#4. The notation shows the chord in both treble and bass clefs with a key signature of two flats.

F9(#11)

Diagram: A piano keyboard diagram showing the F9(#11) chord. The notes are F4, A4, C5, E4, G4, Bb4, Bb5, and B#4. The notation shows the chord in both treble and bass clefs with a key signature of two flats.

F7(#11, b9)

Diagram: A piano keyboard diagram showing the F7(#11, b9) chord. The notes are F4, A4, C5, E4, G4, Bb4, Bb5, and B#4. The notation shows the chord in both treble and bass clefs with a key signature of two flats.

F13(b5)

Diagram: A piano keyboard diagram showing the F13(b5) chord. The notes are F4, A4, C5, E4, G4, Bb4, Bb5, and D5. The notation shows the chord in both treble and bass clefs with a key signature of two flats.

F13(#11)

Diagram: A piano keyboard diagram showing the F13(#11) chord. The notes are F4, A4, C5, E4, G4, Bb4, Bb5, and B#4. The notation shows the chord in both treble and bass clefs with a key signature of two flats.

F13

Diagram: A piano keyboard diagram showing the F13 chord. The notes are F4, A4, C5, E4, G4, Bb4, Bb5, and D5. The notation shows the chord in both treble and bass clefs with a key signature of two flats.

F7(Add11, Add13)

Diagram: A piano keyboard diagram showing the F7(Add11, Add13) chord. The notes are F4, A4, C5, E4, G4, Bb4, Bb5, B#4, and D5. The notation shows the chord in both treble and bass clefs with a key signature of two flats.

F7.5(Add11, Add13)

Diagram: A piano keyboard diagram showing the F7.5(Add11, Add13) chord. The notes are F4, A4, C5, E4, G4, Bb4, Bb5, B#4, and D5. The notation shows the chord in both treble and bass clefs with a key signature of two flats.

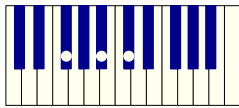
F.5(Add11, Add13)

Diagram: A piano keyboard diagram showing the F.5(Add11, Add13) chord. The notes are F4, A4, C5, E4, G4, Bb4, Bb5, B#4, and D5. The notation shows the chord in both treble and bass clefs with a key signature of two flats.

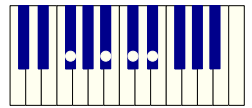
AKKORDE

AUF

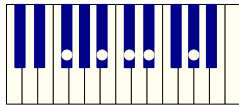
Ris



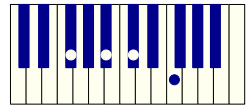
Fis



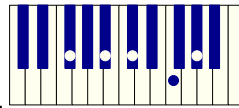
Fis⁶



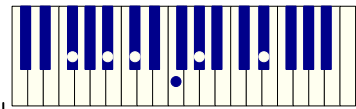
Fis^{6/9}



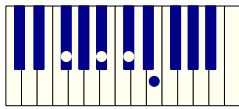
Fis⁷



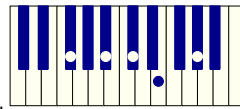
Fis^{7 9}



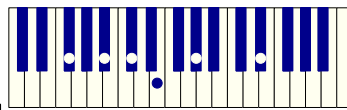
Fis^{7 13}



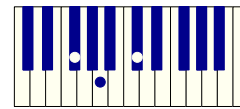
Fis⁷



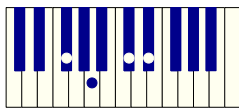
Fis⁹



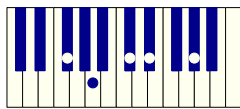
Fis¹³



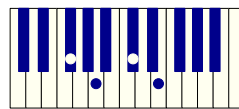
Fis^M



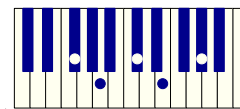
Fis^{M 6}



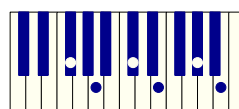
Fis^{M 6/9}



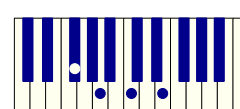
Fis^{M 7}



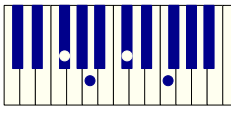
Fis^{M 9}




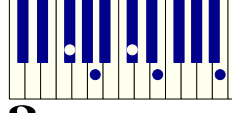
Fis^{M 11}




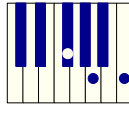
Fis⁰




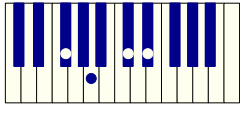
FisMMA7


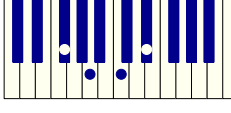
FisM7(ADD11)


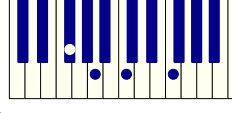
Fis0


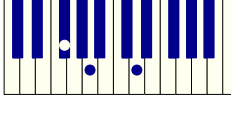
FisM6


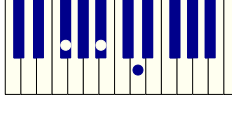
FisDIM7


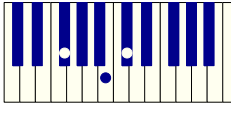
FisDIMMA7


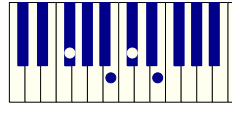
FisM+


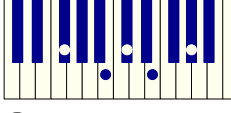
Fis+



FisSUS4


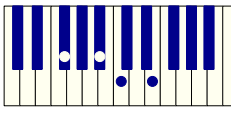
Fis7SUS

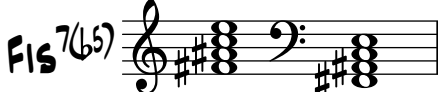
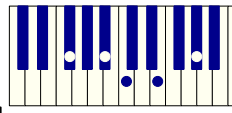
Fis9SUS


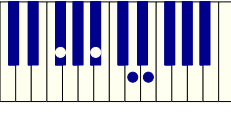
Fis13SUS

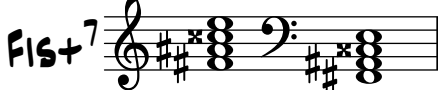
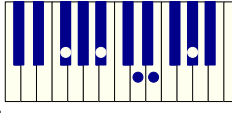
Fis7(b5)


Fis9(b5)

Fis+7

Fis+9



Fis7(b9)

Treble clef: F#, C#, G, E, B, A (with flat) | Bass clef: F#, C#, G, E, B, A (with flat)

Fis7(#9)

Treble clef: F#, C#, G, E, B, A (with sharp) | Bass clef: F#, C#, G, E, B, A (with sharp)

Fis7(b5)

Treble clef: F#, C#, G, E, B, A (with flat) | Bass clef: F#, C#, G, E, B, A (with flat)

Fis7(+7)

Treble clef: F#, C#, G, E, B, A (with sharp) | Bass clef: F#, C#, G, E, B, A (with sharp)

Fis+7(b9)

Treble clef: F#, C#, G, E, B, A (with flat) | Bass clef: F#, C#, G, E, B, A (with flat)

Fis7(#11)

Treble clef: F#, C#, G, E, B, A (with sharp) | Bass clef: F#, C#, G, E, B, A (with sharp)

Fis9(#11)

Treble clef: F#, C#, G, E, B, A (with sharp) | Bass clef: F#, C#, G, E, B, A (with sharp)

Fis7(#11)

Treble clef: F#, C#, G, E, B, A (with sharp) | Bass clef: F#, C#, G, E, B, A (with sharp)

Fis13(b5)

Treble clef: F#, C#, G, E, B, A (with flat) | Bass clef: F#, C#, G, E, B, A (with flat)

Fis13(#11)

Treble clef: F#, C#, G, E, B, A (with sharp) | Bass clef: F#, C#, G, E, B, A (with sharp)

Fis13

Treble clef: F#, C#, G, E, B, A | Bass clef: F#, C#, G, E, B, A

Fis7(Add11)

Treble clef: F#, C#, G, E, B, A, C# | Bass clef: F#, C#, G, E, B, A, C#

Fis7.5(Add11)

Treble clef: F#, C#, G, E, B, A, C# | Bass clef: F#, C#, G, E, B, A, C#

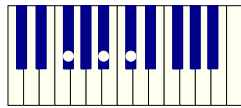
Fis5(Add11)

Treble clef: F#, C#, G, E, B, A, C# | Bass clef: F#, C#, G, E, B, A, C#

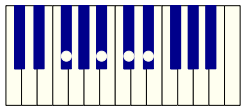
AKKORDE

AUF

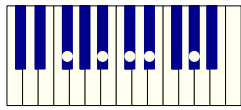
Ges



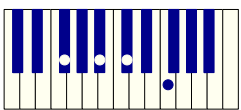
GES



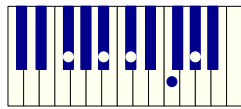
GES^b



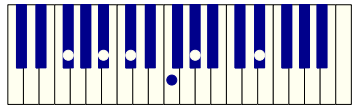
GES^{6/9}



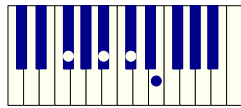
GES¹



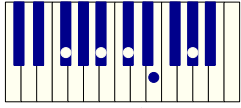
GES^{1 9}



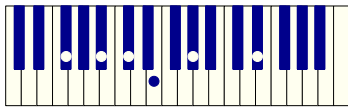
GES^{1 13}



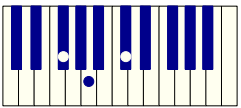
GES⁷



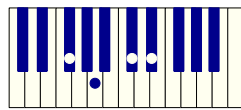
GES⁹



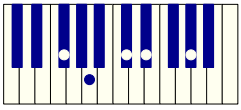
GES¹³



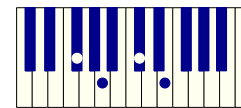
GES^M



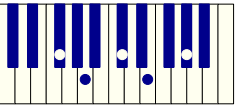
GES^{M 6}



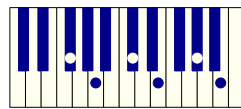
GES^{M 6/9}



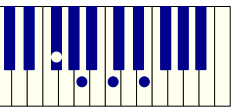
GES^{M 7}



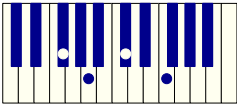
GES^{M 9}



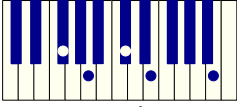

GES^{M 11}



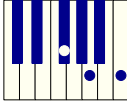

GES^{M 8}



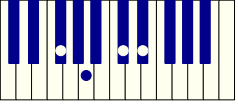

G ES M MA7



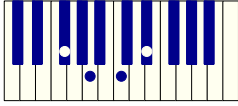

G ES M 7(A0011)





G ES 0



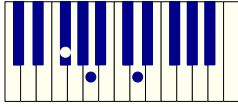

G ES M 6



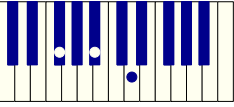

G ES DIM 7



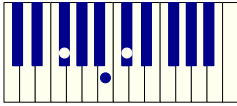

G ES DIM MA7



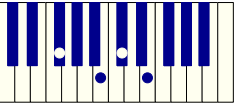

G ES M +



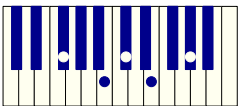

G ES +



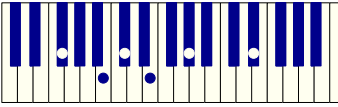

G ES SUS4



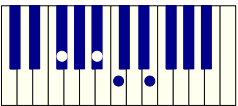

G ES 7 SUS



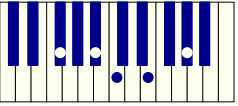

G ES 9 SUS



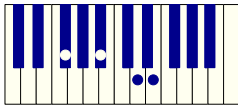

G ES 13 SUS



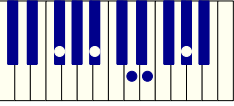

G ES 7(b5)




G ES 9(b5)



G ES + 7



G ES + 9



GES7(b9)

GES7(#9)

GES7(b9/5)

GES+7(#9)

GES+7(b9)

GES7(#11)

GES9(#11)

GES7(#9/11)

GES13(b5)

GES13(#11)

GES13

GES7(A0011/0013)

GES7.5(A0011/0013)

GES5(A0011/0013)

AKKORDE

AUF

G

G

G^b

G^{6/9}

G⁷

G⁹

G¹³

G⁷

G⁹

G¹³

G^M

G^{M^b6/9}

G^{M^b6/9}

G^{M^b7}

G^{M^b9}

G^{M^b11}

G^{M^b9}

G^MMA7

G^M7(A0011)

G^o

G^M6

G^oM7

G^oMMA7

G^M+

G+

G^{SUS4}

G⁷SUS

G⁹SUS

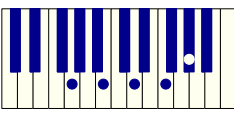
G¹³SUS

G⁷(b5)

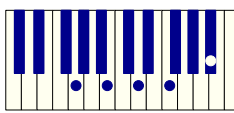
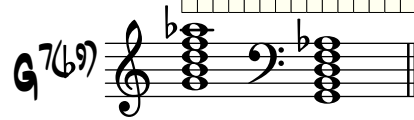
G⁹(b5)

G⁺7

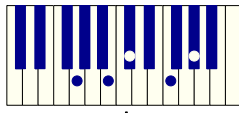

G⁺9



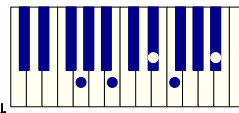
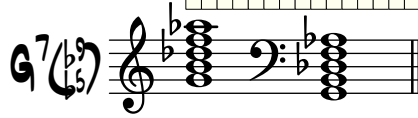
$G7(b9)$



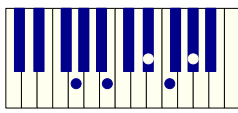

$G7(\#9)$



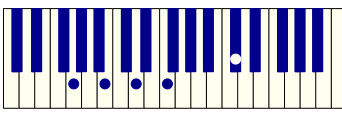
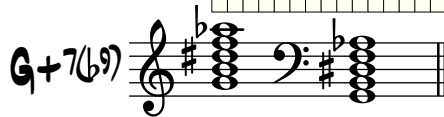
$G7(b5)$



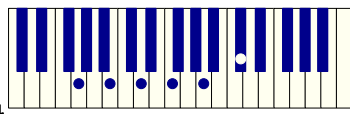

$G+7(\#9)$



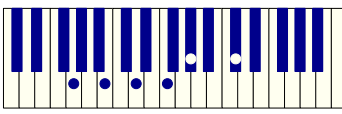

$G+7(b9)$



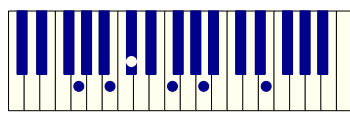

$G7(\#11)$



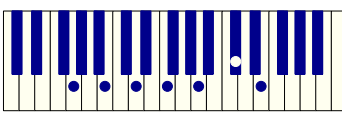

$G9(\#11)$



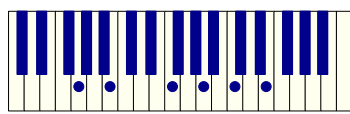

$G7(b9)$



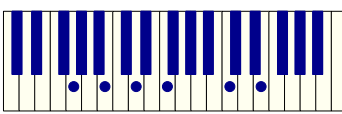

$G13(b5)$



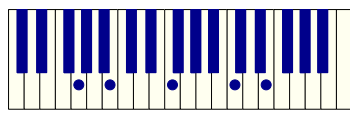

$G13(\#11)$



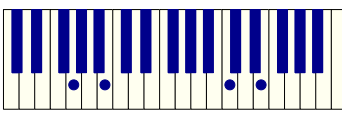
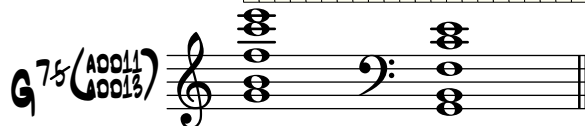
$G13$




$G7(A0011)$



$G7.5(A0011)$



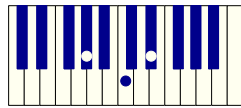
$G.5(A0011)$



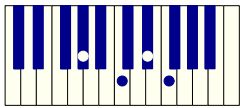
AKKORDE

AUF

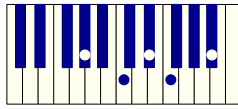
Gis



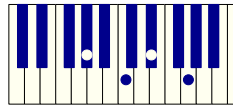
G1s



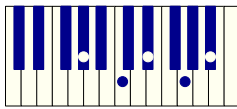
G1s⁶



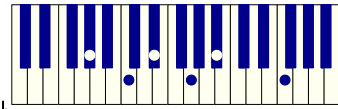
G1s^{6/9}



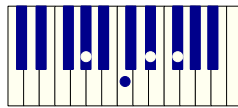
G1s⁷



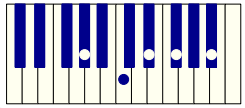
G1s⁹



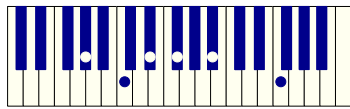
G1s¹³



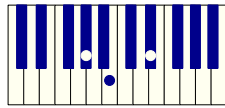
G1s⁷



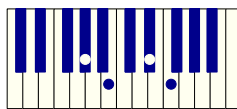
G1s⁹



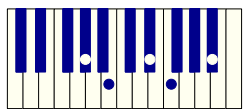
G1s¹³



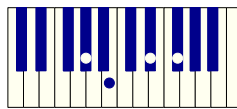
G1s^M



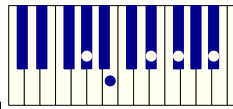
G1s^{M6}



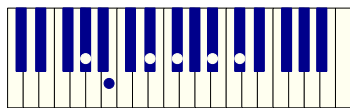
G1s^{M6/9}



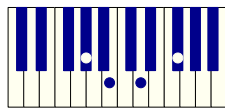
G1s^{M7}



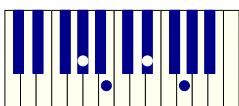
G1s^{M9}



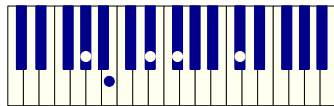
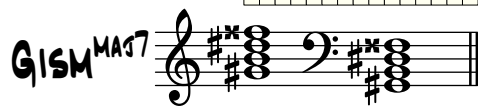
G1s^{M11}



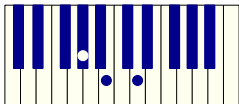

G1s⁰



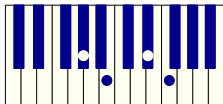

G1SM^{MA7}



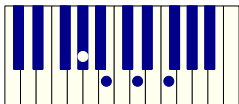

G1SM^{7(ADD11)}



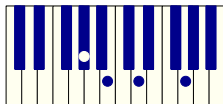

G1S[°]



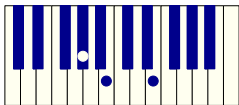

G1SM[°]



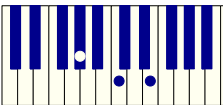

G1SDIM⁷



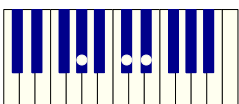
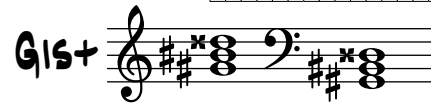
G1SDIM^{MA7}



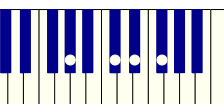

G1SM⁺



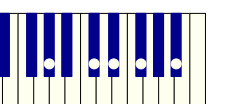
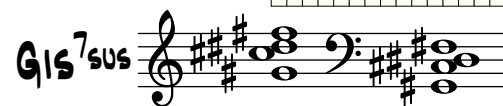
G1S⁺



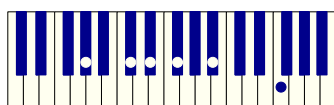
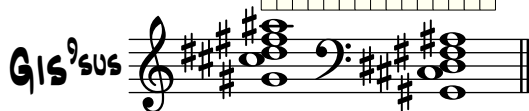
G1S^{SUS4}



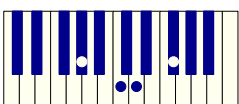
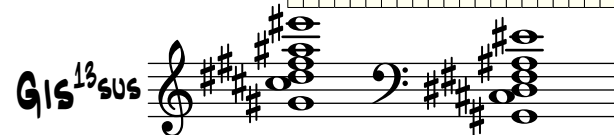
G1S^{7SUS}



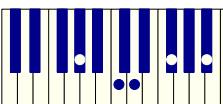
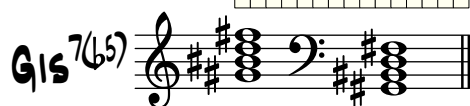
G1S^{9SUS}



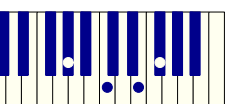

G1S^{13SUS}



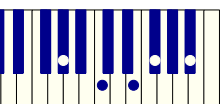

G1S^{7(b5)}



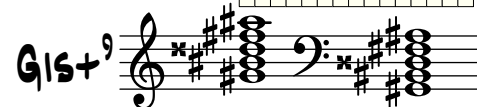
G1S^{9(b5)}



G1S⁺⁷



G1S⁺⁹



G15 7(b9)

Diagram showing the piano keyboard with notes G, B, D, F, A, and Bb highlighted in blue. The corresponding chord voicings are shown in treble and bass clefs.

G15 7(#9)

Diagram showing the piano keyboard with notes G, B, D, F, A, and Bb highlighted in blue. The corresponding chord voicings are shown in treble and bass clefs.

G15 7(b5)

Diagram showing the piano keyboard with notes G, B, D, F, A, and Bb highlighted in blue. The corresponding chord voicings are shown in treble and bass clefs.

G15 +7(#9)

Diagram showing the piano keyboard with notes G, B, D, F, A, and Bb highlighted in blue. The corresponding chord voicings are shown in treble and bass clefs.

G15 +7(b9)

Diagram showing the piano keyboard with notes G, B, D, F, A, and Bb highlighted in blue. The corresponding chord voicings are shown in treble and bass clefs.

G15 7(#11)

Diagram showing the piano keyboard with notes G, B, D, F, A, and Bb highlighted in blue. The corresponding chord voicings are shown in treble and bass clefs.

G15 9(#11)

Diagram showing the piano keyboard with notes G, B, D, F, A, Bb, and C# highlighted in blue. The corresponding chord voicings are shown in treble and bass clefs.

G15 7(#11) b9

Diagram showing the piano keyboard with notes G, B, D, F, A, Bb, and C# highlighted in blue. The corresponding chord voicings are shown in treble and bass clefs.

G15 13(b5)

Diagram showing the piano keyboard with notes G, B, D, F, A, Bb, and C# highlighted in blue. The corresponding chord voicings are shown in treble and bass clefs.

G15 13(#11)

Diagram showing the piano keyboard with notes G, B, D, F, A, Bb, and C# highlighted in blue. The corresponding chord voicings are shown in treble and bass clefs.

G15 13

Diagram showing the piano keyboard with notes G, B, D, F, A, Bb, and C# highlighted in blue. The corresponding chord voicings are shown in treble and bass clefs.

G15 7(Aoo11) (Aoo13)

Diagram showing the piano keyboard with notes G, B, D, F, A, Bb, and C# highlighted in blue. The corresponding chord voicings are shown in treble and bass clefs.

G15 7.5 (Aoo11) (Aoo13)

Diagram showing the piano keyboard with notes G, B, D, F, A, Bb, and C# highlighted in blue. The corresponding chord voicings are shown in treble and bass clefs.

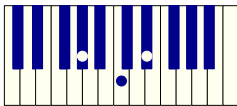
G15 5 (Aoo11) (Aoo13)

Diagram showing the piano keyboard with notes G, B, D, F, A, Bb, and C# highlighted in blue. The corresponding chord voicings are shown in treble and bass clefs.

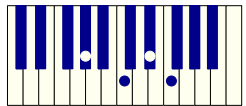

AKKORDE

AUF

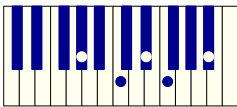

AS



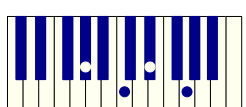

As



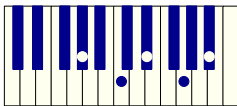

As⁶



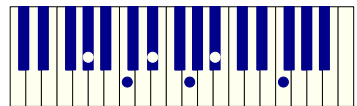

As^{6/9}



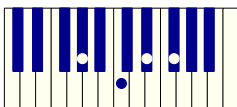

As¹¹



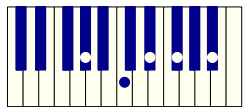

As^{11b9}



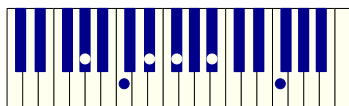

As¹³



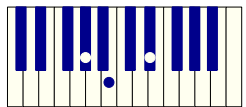

As⁷



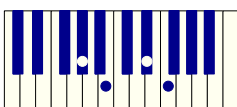

As⁹



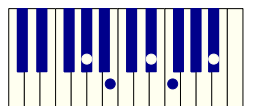

As¹³



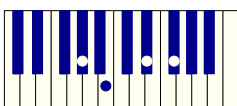

ASM



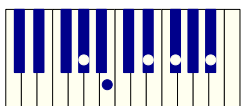

ASM⁶



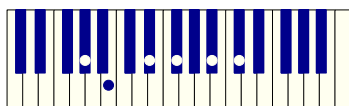

ASM^{6/9}



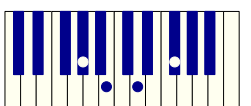

ASM⁷




ASM⁹



ASM¹¹



As⁸



ASM^{MA7}

ASM^{7(A0011)}

As⁰

ASM⁶

ASDIM⁷

ASDIM^{MA7}

ASM⁺

As⁺

As^{SUS4}

As^{7SUS}

As^{9SUS}

As^{13SUS}

As⁷⁽⁶⁵⁾

As⁹⁽⁶⁵⁾

As⁺⁷

As⁺⁹

As7(b9)

Diagram showing the chord As7(b9) on a piano keyboard. The notes are A, C, E, G, and Bb. The chord is shown in both treble and bass clefs with a key signature of two flats.

As7(#9)

Diagram showing the chord As7(#9) on a piano keyboard. The notes are A, C, E, G, and B. The chord is shown in both treble and bass clefs with a key signature of two flats.

As7(b5)

Diagram showing the chord As7(b5) on a piano keyboard. The notes are A, C, Eb, G, and B. The chord is shown in both treble and bass clefs with a key signature of two flats.

As+7(#9)

Diagram showing the chord As+7(#9) on a piano keyboard. The notes are A, C, E, G, and B. The chord is shown in both treble and bass clefs with a key signature of two flats.

As+7(b9)

Diagram showing the chord As+7(b9) on a piano keyboard. The notes are A, C, E, G, and Bb. The chord is shown in both treble and bass clefs with a key signature of two flats.

As7(#11)

Diagram showing the chord As7(#11) on a piano keyboard. The notes are A, C, E, G, B, and D#. The chord is shown in both treble and bass clefs with a key signature of two flats.

As9(#11)

Diagram showing the chord As9(#11) on a piano keyboard. The notes are A, C, E, G, B, and D#. The chord is shown in both treble and bass clefs with a key signature of two flats.

As7(b9) (#11)

Diagram showing the chord As7(b9) with a #11 on a piano keyboard. The notes are A, C, Eb, G, Bb, and D#. The chord is shown in both treble and bass clefs with a key signature of two flats.

As13(b5)

Diagram showing the chord As13(b5) on a piano keyboard. The notes are A, C, Eb, G, B, and D. The chord is shown in both treble and bass clefs with a key signature of two flats.

As13(#11)

Diagram showing the chord As13(#11) on a piano keyboard. The notes are A, C, E, G, B, and D#. The chord is shown in both treble and bass clefs with a key signature of two flats.

As13

Diagram showing the chord As13 on a piano keyboard. The notes are A, C, E, G, B, and D. The chord is shown in both treble and bass clefs with a key signature of two flats.

As7(Add11)

Diagram showing the chord As7(Add11) on a piano keyboard. The notes are A, C, E, G, B, and D. The chord is shown in both treble and bass clefs with a key signature of two flats.

As7.5(Add11)

Diagram showing the chord As7.5(Add11) on a piano keyboard. The notes are A, C, Eb, G, B, and D. The chord is shown in both treble and bass clefs with a key signature of two flats.

As7.5(Add11)

Diagram showing the chord As7.5(Add11) on a piano keyboard. The notes are A, C, Eb, G, B, and D. The chord is shown in both treble and bass clefs with a key signature of two flats.

AKKORDE

AUF

A

A

A⁶

A^{6/9}

A⁵

A⁹

A¹³

A⁷

A⁹

A¹³

A^m

A^{m6}

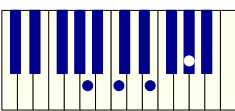
A^{m6/9}

A^{m7}

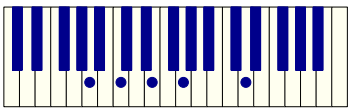

A^{m9}

A^{m11}

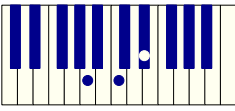

A^{m8}



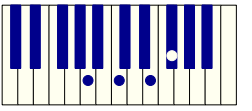

A7MA5



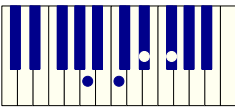

A7(A0011)



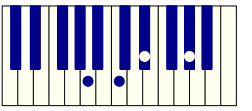

A⁰



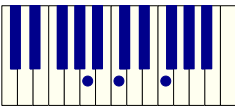

A⁶



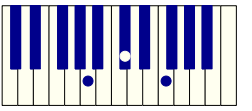

ADIM⁷



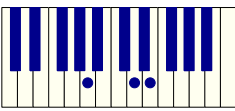

ADIMMA57



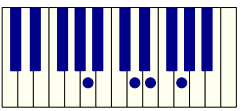

AM⁺



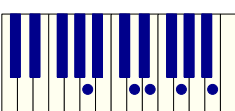

A⁺



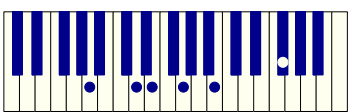

ASUS⁴



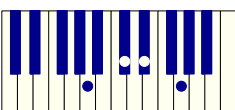

A⁷SUS



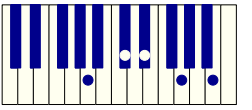

A⁹SUS



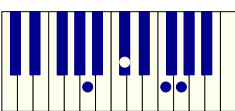

A¹³SUS



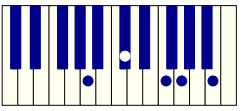

A⁷(b5)




A⁹(b5)



A⁺7



A⁺9



A7(b9) chord diagram and notation. The diagram shows a piano keyboard with notes A, C#, E, G, and Bb. The notation shows the chord in treble and bass clefs with a key signature of one sharp (F#).

A7(#9) chord diagram and notation. The diagram shows a piano keyboard with notes A, C#, E, G, and B. The notation shows the chord in treble and bass clefs with a key signature of two sharps (F#, C#).

A7(b5) chord diagram and notation. The diagram shows a piano keyboard with notes A, C, E, G, and Bb. The notation shows the chord in treble and bass clefs with a key signature of one sharp (F#).

A+7(#9) chord diagram and notation. The diagram shows a piano keyboard with notes A, C#, E, G, and B. The notation shows the chord in treble and bass clefs with a key signature of two sharps (F#, C#).

A+7(b9) chord diagram and notation. The diagram shows a piano keyboard with notes A, C#, E, G, and Bb. The notation shows the chord in treble and bass clefs with a key signature of one sharp (F#).

A7(#11) chord diagram and notation. The diagram shows a piano keyboard with notes A, C#, E, G, and B. The notation shows the chord in treble and bass clefs with a key signature of two sharps (F#, C#).

A9(#11) chord diagram and notation. The diagram shows a piano keyboard with notes A, C#, E, G, B, and D#. The notation shows the chord in treble and bass clefs with a key signature of two sharps (F#, C#).

A7(#9, #11) chord diagram and notation. The diagram shows a piano keyboard with notes A, C#, E, G, B, and D#. The notation shows the chord in treble and bass clefs with a key signature of two sharps (F#, C#).

A13(b5) chord diagram and notation. The diagram shows a piano keyboard with notes A, C, E, G, B, and D#. The notation shows the chord in treble and bass clefs with a key signature of one sharp (F#).

A13(#11) chord diagram and notation. The diagram shows a piano keyboard with notes A, C#, E, G, B, and D#. The notation shows the chord in treble and bass clefs with a key signature of two sharps (F#, C#).

A13 chord diagram and notation. The diagram shows a piano keyboard with notes A, C#, E, G, B, and D. The notation shows the chord in treble and bass clefs with a key signature of two sharps (F#, C#).

A7(Add11) chord diagram and notation. The diagram shows a piano keyboard with notes A, C#, E, G, and B. The notation shows the chord in treble and bass clefs with a key signature of two sharps (F#, C#).

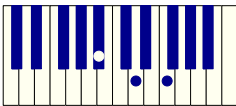
A7.5(Add11) chord diagram and notation. The diagram shows a piano keyboard with notes A, C#, E, G, B, and D. The notation shows the chord in treble and bass clefs with a key signature of two sharps (F#, C#).

A5(Add11) chord diagram and notation. The diagram shows a piano keyboard with notes A, C#, E, and G. The notation shows the chord in treble and bass clefs with a key signature of two sharps (F#, C#).

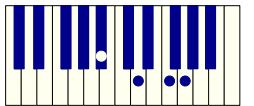

AKKORDE

AUF

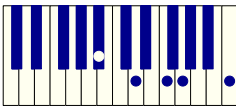

B



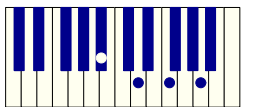

B



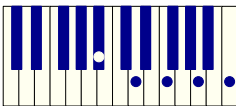

B^b



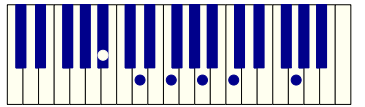

B^b9



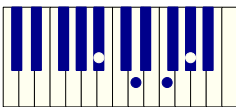

B^b11



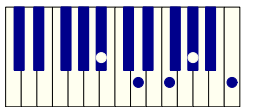

B^b13



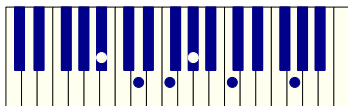

B^b13



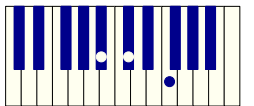

B7



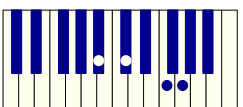

B9



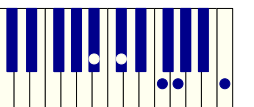

B13



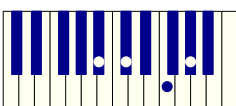

B^m



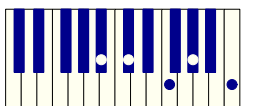

B^m6



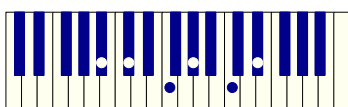

B^m6/9



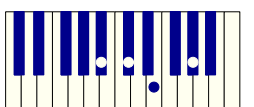

B^m7




B^m9

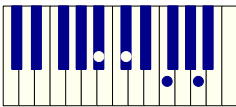


B^m11

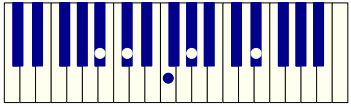



B^b

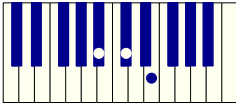





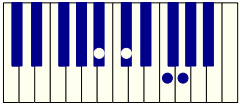

B^bM^{MA7}



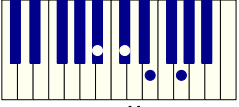

B^bM^{7(A0011)}



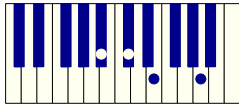

B^b0



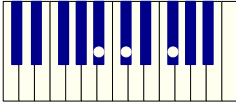

B^bM⁶



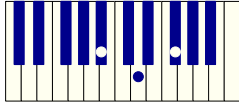

B^bDim⁷



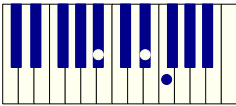

B^bDim^{MA7}



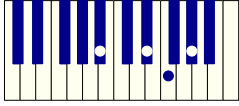

B^bM⁺



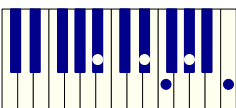

B⁺



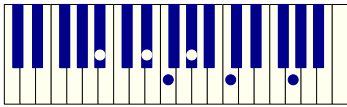

B^bsus⁴



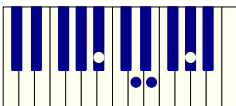

B^b7sus



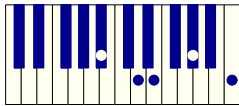

B^b9sus



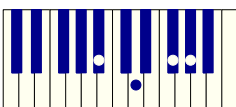

B^b13sus



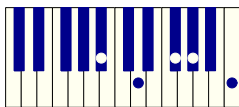

B^b7(b⁵)




B⁷(b⁵)



B^b7⁺



B^b7⁺9



B7(b9)

B7(#9)

B7(b9)

B+7(#9)

B+7(b9)

B7(#11)

B9(#11)

B7(#11)

B13(b5)

B13(#11)

B13

B7(ADD11)

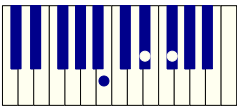
B7.5(ADD11)

B.5(ADD11)


AKKORDE

AUF

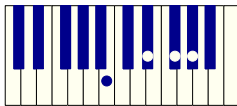
S




H



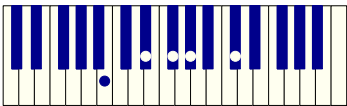
Musical notation for the H chord (Major triad) in G major, showing the notes G4, B4, and D5 on a treble clef staff and G3, B2, and D3 on a bass clef staff.




H⁶




Musical notation for the H⁶ chord (Major triad with 6th) in G major, showing the notes G4, B4, D5, and E5 on a treble clef staff and G3, B2, and D3 on a bass clef staff.




H^{6/9}



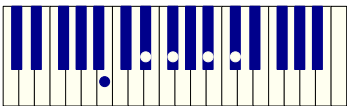
Musical notation for the H^{6/9} chord (Major triad with 6th and 9th) in G major, showing the notes G4, B4, D5, E5, and A5 on a treble clef staff and G3, B2, and D3 on a bass clef staff.




H⁵



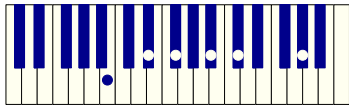
Musical notation for the H⁵ chord (Major triad with 5th) in G major, showing the notes G4, B4, D5, and F#5 on a treble clef staff and G3, B2, and D3 on a bass clef staff.




H^{5/9}



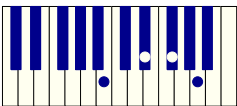
Musical notation for the H^{5/9} chord (Major triad with 5th and 9th) in G major, showing the notes G4, B4, D5, F#5, and A5 on a treble clef staff and G3, B2, and D3 on a bass clef staff.




H^{5/13}



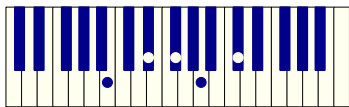
Musical notation for the H^{5/13} chord (Major triad with 5th and 13th) in G major, showing the notes G4, B4, D5, F#5, and C6 on a treble clef staff and G3, B2, and D3 on a bass clef staff.




H⁷



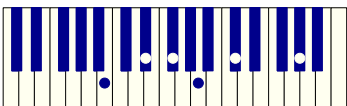
Musical notation for the H⁷ chord (Major triad with 7th) in G major, showing the notes G4, B4, D5, and F#5 on a treble clef staff and G3, B2, and D3 on a bass clef staff.




H⁹



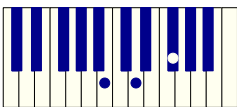
Musical notation for the H⁹ chord (Major triad with 9th) in G major, showing the notes G4, B4, D5, and A5 on a treble clef staff and G3, B2, and D3 on a bass clef staff.




H¹³



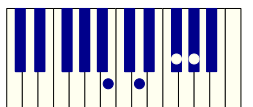
Musical notation for the H¹³ chord (Major triad with 13th) in G major, showing the notes G4, B4, D5, F#5, and C6 on a treble clef staff and G3, B2, and D3 on a bass clef staff.




HM



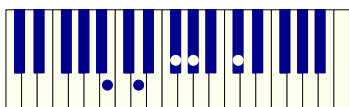
Musical notation for the HM chord (Major triad with minor 3rd) in G major, showing the notes G4, Bb4, and D5 on a treble clef staff and G3, B2, and D3 on a bass clef staff.




HM⁶



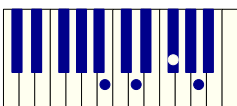
Musical notation for the HM⁶ chord (Major triad with minor 3rd and 6th) in G major, showing the notes G4, Bb4, D5, and E5 on a treble clef staff and G3, B2, and D3 on a bass clef staff.




HM^{6/9}



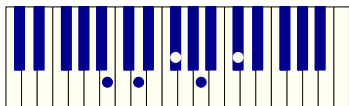
Musical notation for the HM^{6/9} chord (Major triad with minor 3rd, 6th, and 9th) in G major, showing the notes G4, Bb4, D5, E5, and A5 on a treble clef staff and G3, B2, and D3 on a bass clef staff.




HM⁷



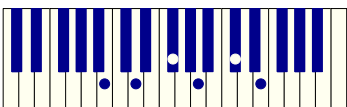
Musical notation for the HM⁷ chord (Major triad with minor 3rd and 7th) in G major, showing the notes G4, Bb4, D5, and F#5 on a treble clef staff and G3, B2, and D3 on a bass clef staff.




HM⁹



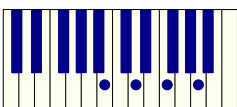
Musical notation for the HM⁹ chord (Major triad with minor 3rd and 9th) in G major, showing the notes G4, Bb4, D5, and A5 on a treble clef staff and G3, B2, and D3 on a bass clef staff.




HM¹¹



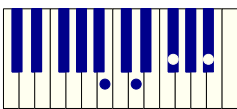
Musical notation for the HM¹¹ chord (Major triad with minor 3rd and 11th) in G major, showing the notes G4, Bb4, D5, F#5, and A5 on a treble clef staff and G3, B2, and D3 on a bass clef staff.



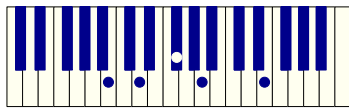

H⁸



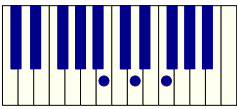

Musical notation for the H⁸ chord (Major triad with minor 3rd and 8th) in G major, showing the notes G4, Bb4, and D5 on a treble clef staff and G3, B2, and D3 on a bass clef staff.



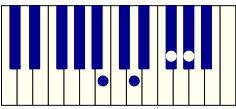

HM MA7



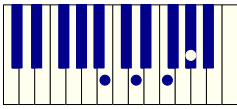

HM 7(A0011)



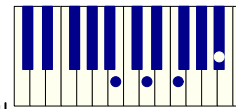

H°



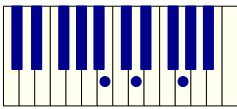

HM 6



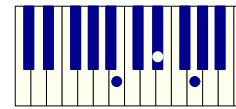

HOIM 7



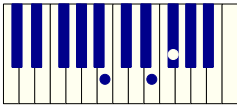

HOIM MA7



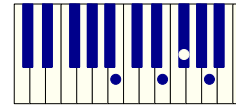

HM +



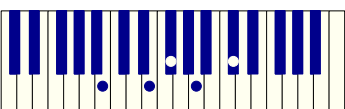

H+



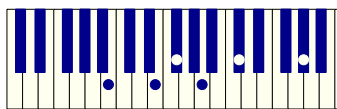

H SUS4



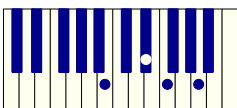

H 7 SUS



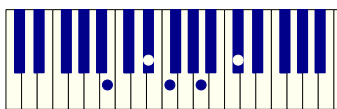

H 9 SUS



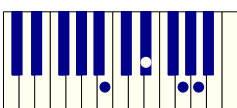

H 13 SUS



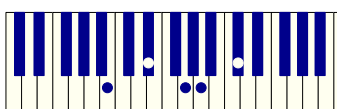

H 7(b5)




H 9(b5)



H + 7



H + 9



H7(b9)

H7(#9)

H7(b5)

H+7(#9)

H+7(b9)

H7(#11)

H9(#11)

H7(#11)

H13(b5)

H13(#11)

H13

H7(Aoo11)

H7.5(Aoo11)

H.5(Aoo11)