

## POS Release Note 5.0.9.119

### Bug Fixes:

ID	Description
3697	Fix during Return an item with Member Price Book (Fixed Discount), system will apply fixed discount logic again. Which lead to inaccuracy of total amount of the return item.
3704	Fix Remote HQ create New Item / Debtor / Creditor from transaction not working.
3754	Fix Import Price Plan and Import Member Price prompt primary key error message.
3773	Fix unable open cash drawer manually for printer model BIXOLON SRP-275III.
3820	Fix Promotion for Birthday not function.

### Enhancement:

ID	Description
2116	Support after the users added Menu Header, system able to load all Menu Detail Item belonging to particular Item Group / Item Type.
3133	Add Plug-In Manager feature in Frontend and support sync Plug-In from HQ.
3466	Support Import Ingredient function.
3526	Support search Phone No. in Find Debtor screen.
3534	Optimized way of presenting of Image and Text in fast menu button.
3651	Optimized back order quantity control.
3726	Support Purchase Request and Creditor Maintenance at Remote HQ.
3752	Support script event at promotion maintenance.

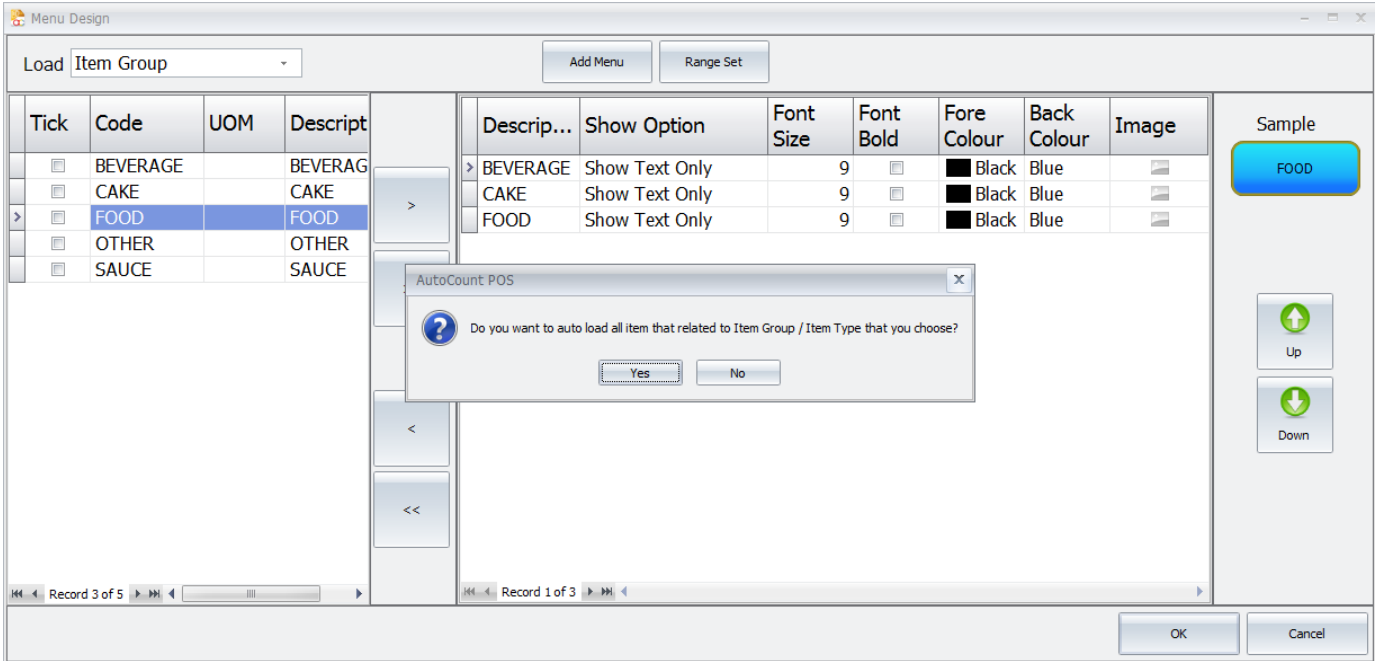
*Document prepared by CY*

*Last Modified 17<sup>th</sup> May 2019*

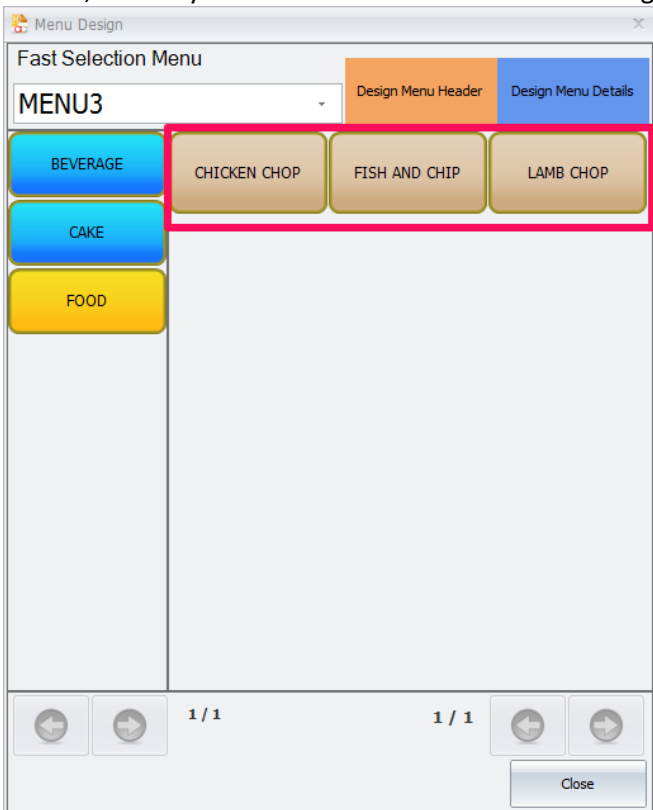
## Highlights of Changes in 5.0.9.119

ID: 2116 Support after the users added Menu Header, system able to load all Menu Detail Item belonging to particular Item Group / Item Type

System will prompt you whether want to auto load Menu Detail item based on the Item Group / Item Type added upon saving the Menu Header.



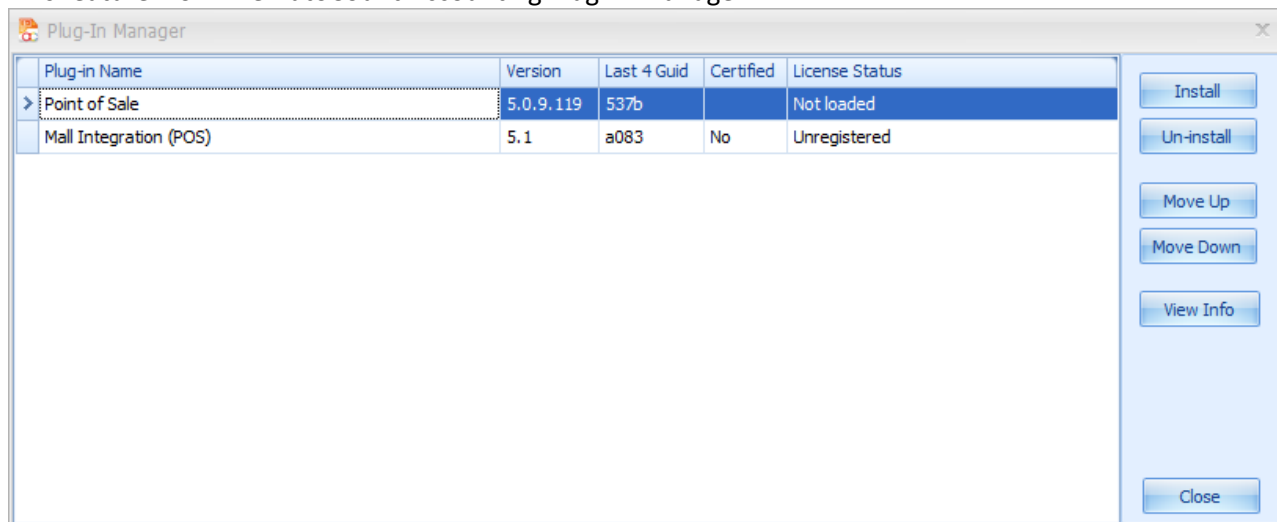
If you press Yes, then system will load all the items for the particular Item Group / Item Type into the Menu Details, so that you don't need to maintain the item again for Menu Details.



ID: 3133 Add Plug-In Manager feature in Frontend and support sync Plug-In from HQ

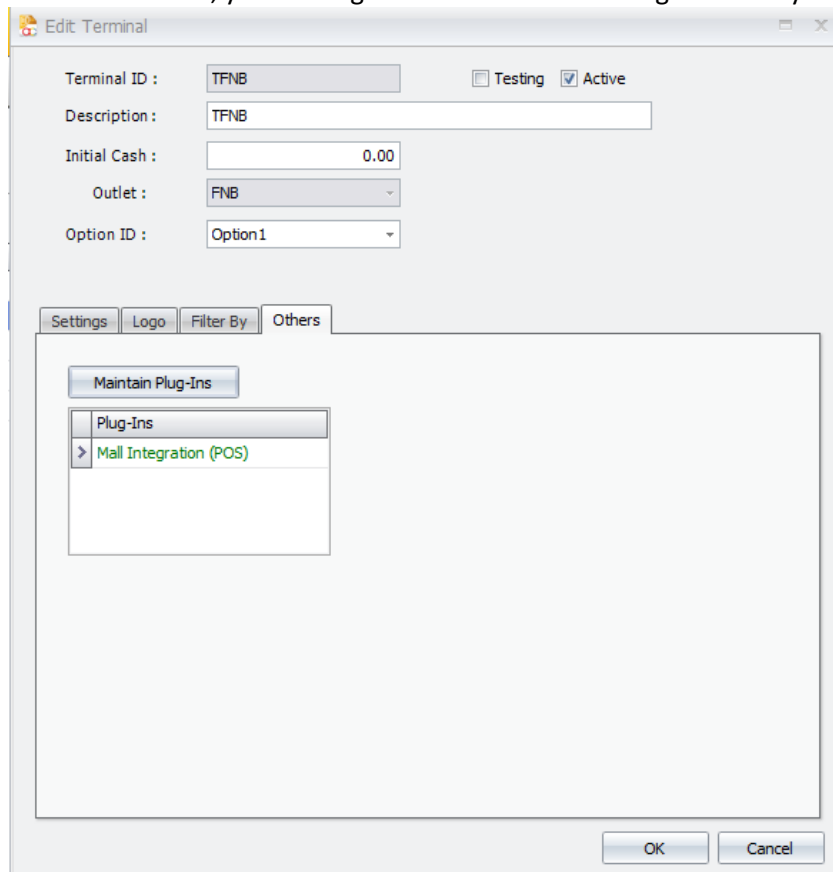
You are now able to find Plug-In Manager in **More Function > Configuration Setting > Miscellaneous**.

This feature work like AutoCount Accounting Plug-In Manager



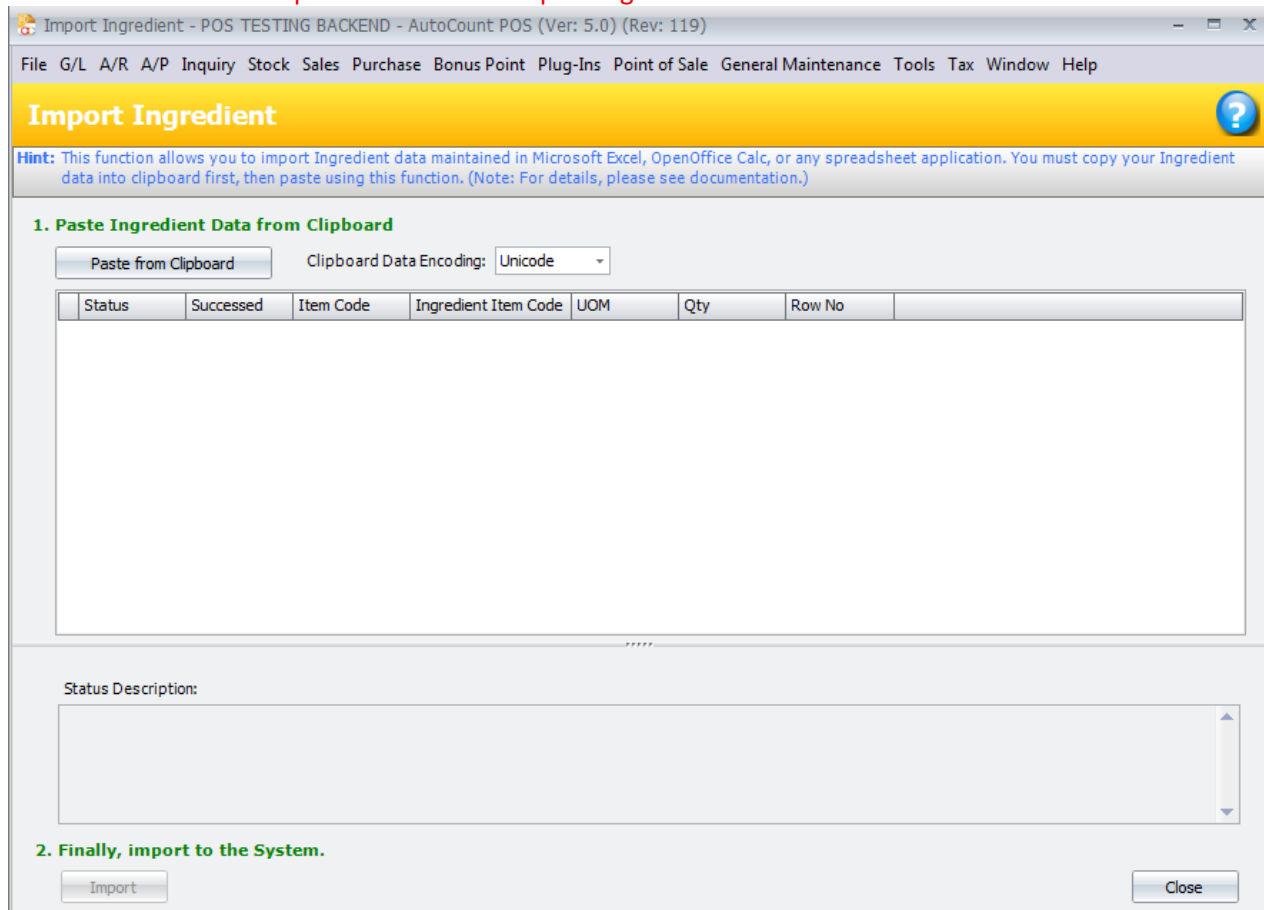
Besides that, Plug-In that installed in Backend are now “sync-able” to Frontend.

After install the Plug-In in backend account book, go to **Point of Sale > Maintenance > Terminal Maintenance > Select Terminal > Edit > Others tab**. Maintain Plug-Ins here and then the selected plugin will sync to frontend. With this feature, you no longer need to install the Plug-In in every terminal PC one by one.



## ID: 3466 Support Import Ingredient function

This feature allow you to import the ingredient for each item from excel format. You can find this function under **Point of Sale > Import From Excel > Import Ingredient**.





Example of spreadsheet column format as shown below. After key in data, copy and then press Paste from Clipboard button in the Import Ingredient screen.

ItemCode	IngredientItemCode	UOM	Qty
ItemA	ItemB	Unit	10.000000
ItemA	ItemC	Unit	11.000000

ID: 3526 Support search Phone No. in Find Debtor screen

In Frontend system Find Debtor / Customer screen, added Phone number that allow you to search Debtor / Customer's phone number. Once you tick this option, you can always search by Debtor / Customer's Phone 1 and Phone 2.

## Find Customer

Keyword   

Customer Code  
  Name  
  Phone




Customer Code	Name
> 300-C001	CY

ID: 3534 Optimized way of presenting of Image and Text in fast menu button

We optimized the presentation of the fast menu button image and text. Image are now filled the entire button and the text label are now located at bottom of the button with a semi-transparent background.



**Note:** In order to show Image and Text together in the fast menu button, you have to choose "Show Text and Image" from Show Option in Design Menu Details.

Item ...	UOM	Descri...	Desc 2	Show Option	Font...	Font...	Fore...	Bac...	Image
<input type="checkbox"/> O...	UNIT	ORANG...		Show Text and Image	7	<input type="checkbox"/>	■ B...	Brown	
<input type="checkbox"/> A...	UNIT	APPLE ...		Show Text and Image	7	<input type="checkbox"/>	■ B...	Brown	
<input checked="" type="checkbox"/> W...	UNIT	WATER...		Show Text and Image	7	<input type="checkbox"/>	■ B...	Brown	

Show Text Only

Show Image Only

Show Text and Image

## ID: 3726 Support Purchase Request and Creditor Maintenance at Remote HQ

Purchase Request and Creditor Maintenance are now available in Remote HQ Menu.

You can access them by go to **More Function > Remote HQ**.

