

FnB Release Note 5.1.0.1

Bug Fixes:

Description	
13874	Fix Debtor/Member/Promoter still can be chosen even if they are inactive if enter their ID at barcode textbox.
13942	Fix POS receipt batch print default do not have system report.
13949	Fix during remote HQ screen, system could not preview any report.
13950	Fix when login with show table option during open counter, default promoter is blank.
13956	Fix basic multi-UOM will get backorder if sell non base UOM.
13963	Fix Multi-Dimensional Pos Analysis Qty to exclude FOC Qty.
13972	Fix Pos Posting Journal Entry drill down to wrong document.
13977	Fix voucher filter by outlet is not working as intended.
14059	Fix debtor save/load layout will ignore UDF and always show UDF.
14060	Fix frontend view/print transaction with debtor from POS Transaction Viewer prompt TaxBranchID error.
14155	Fix frontend remark if input more than max length will get error.
14160	Fix edit inactive promotion will cause synchronize error.
14161	Fix if fast selection menu using Bold, out of stock will not work as intended.
14164	Fix E-Wallet BoostDirect do not have validation.
14302	Fix second display right click at column header will prompt error.
14316	Fix take order from eWaiter does not capture default promoter.
14325	Fix Ewaiter table name is case sensitive which result into a new nonexistent table.
14438	Fix first priority to follow report printer name instead of default printer name for order slip.

Enhancement:

ID	Description
11828	Add filter by custom payment at Custom Payment report.
13727	Add copy function at POS User Group Maintenance.
13960	Added sync by batch for Voucher, PosPricePlan and SerialNo.
14117	Enhance POS Plugin at POS Backend.

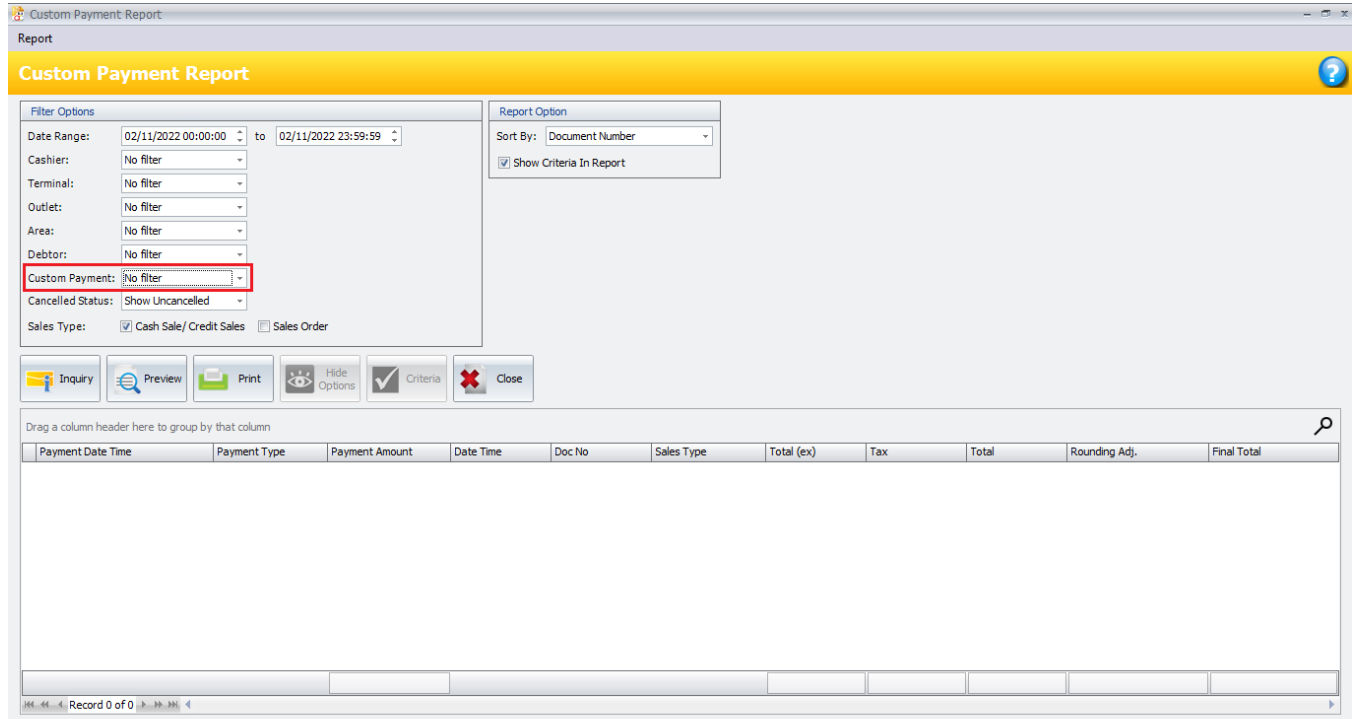
Document Prepared by Jacky

Last Modified 3rd November 2022

Highlights of Changes in 5.1.0.1

ID: 11828 Add filter by custom payment at Custom Payment Report.

In this version we have added custom payment filter to further enhance user report experience.

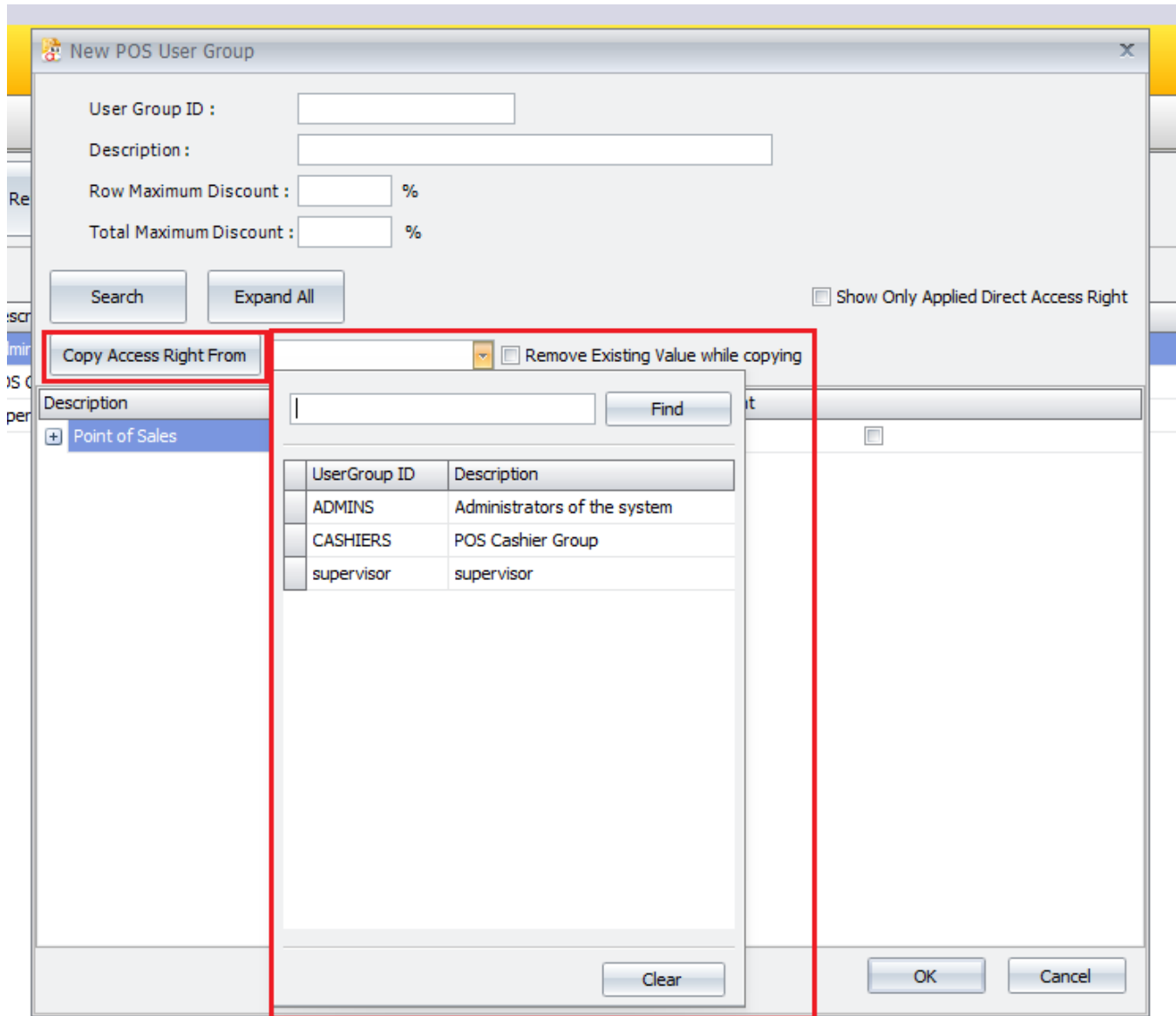


ID: 13727 Add copy function at POS User Group Maintenance.

User now can copy access right from existing POS User Group. Those who wish to create a new set of access right now can set without starting from 0 again. They can just copy and edit the access right to their liking.

To access, go to **Point Of Sales > Maintenance > POS User Group Maintenance**.

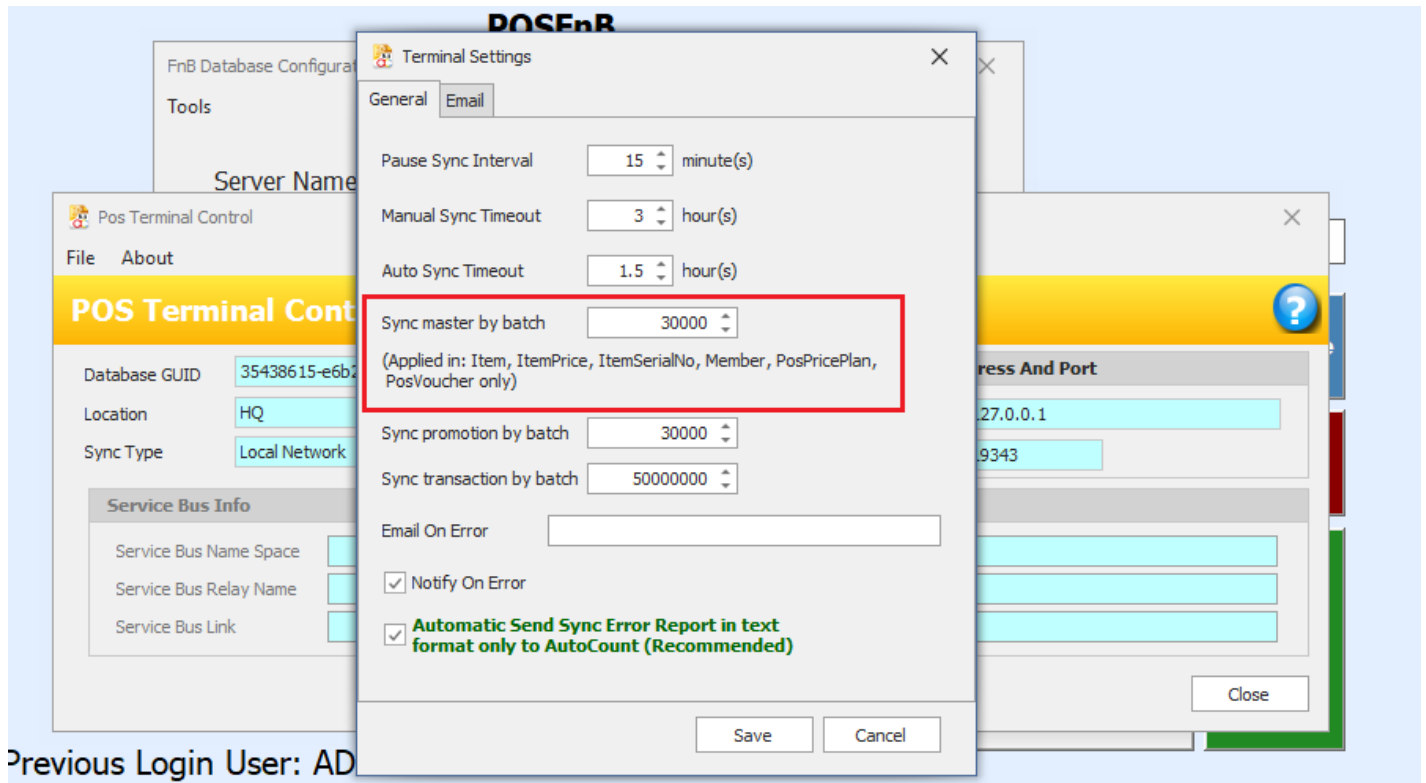
Click on create or edit.



ID: 13960 Added sync by batch for Voucher, PosPricePlan and SerialNo.

Added more sync by batch field to enhance user sync experience especially to those users who heavily use tons of voucher or users with more than hundred thousand of item code with multiple outlets and using pos price plan. Let's not forget mobile phone shop users will be using a lot of serial number.

To change the sync by batch value, at your frontend, go to [AutoCount FnB 5.1 Database Configuration > Sync Configuration > File \(on top left\) > Terminal Settings](#)

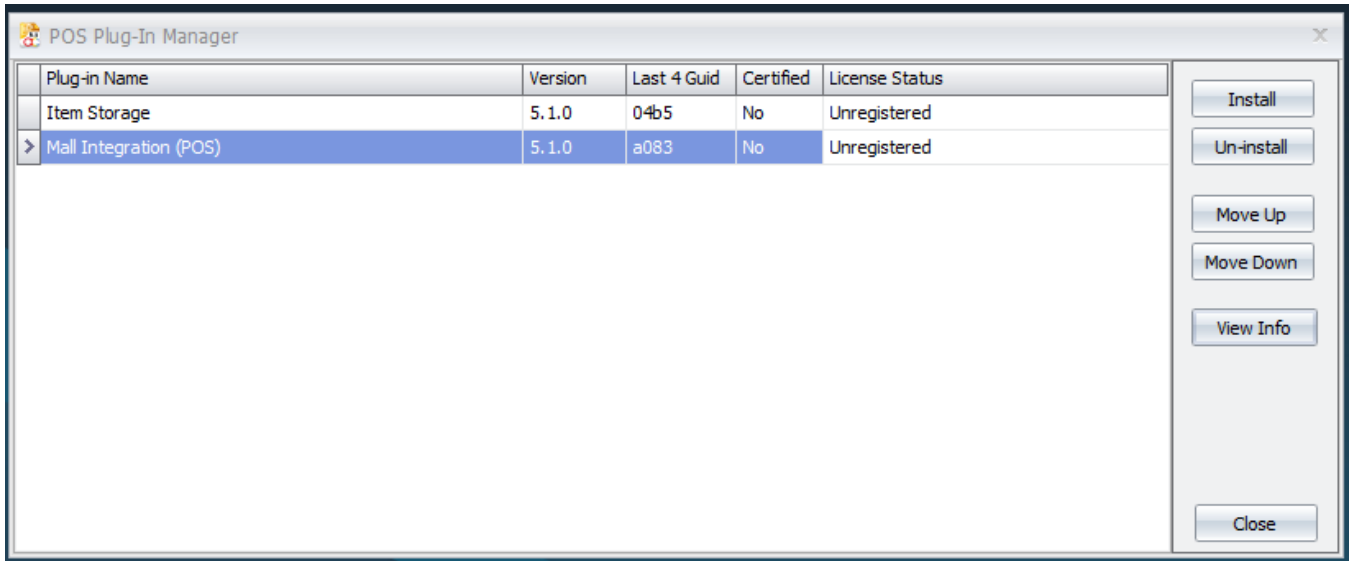


Previous Login User: AD

ID: 14117 Enhance POS Plugin at POS Backend.

In this new version, we have separated POS plugin and accounting plugin. During full sync, plugin from accounting will no longer sync to frontend.

To install POS plugin, go to **Point Of Sale > Pos Plugin Manager**



After that, go to **Point Of Sale > Maintenance > Terminal Maintenance > Edit your terminal > Others**
You must maintain what plugin to be sync to frontend from here.

Edit Terminal

Terminal ID : Testing Active

Description :

Initial Cash : Project No. :

Outlet :

Setting ID :

Settings | Logo | Filter By | Others | **User Defined Field**

Maintain Plug-Ins

Plug-Ins
Item Storage
> Mall Integration (POS)

OK Cancel