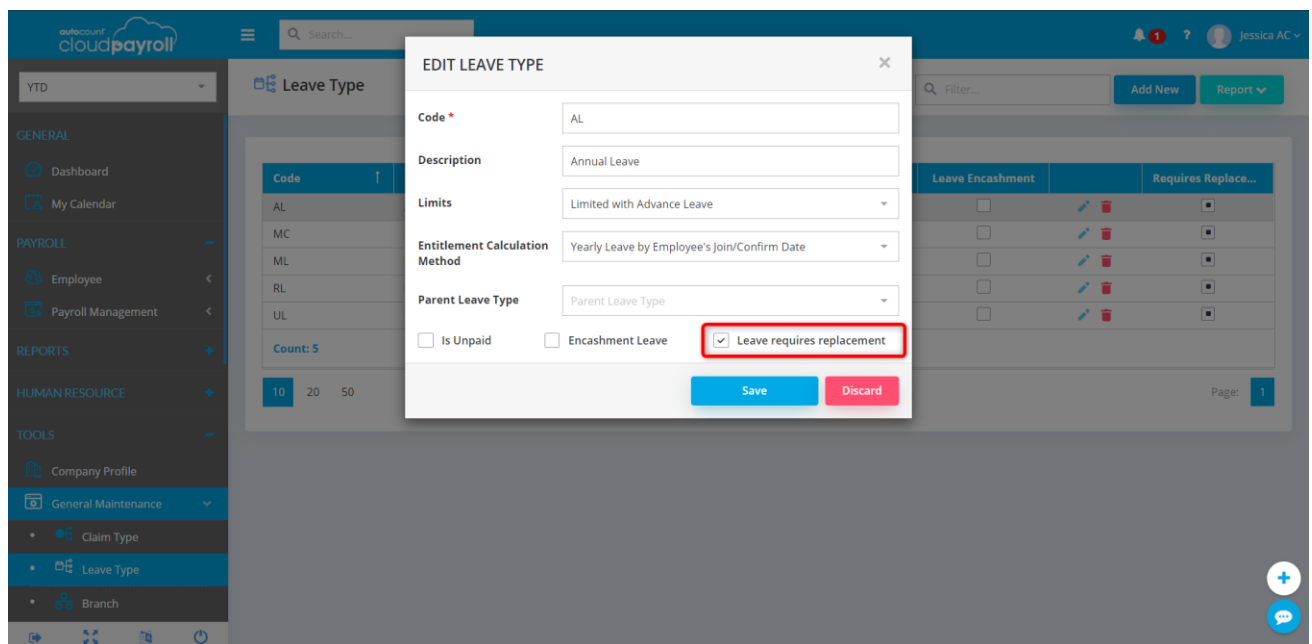
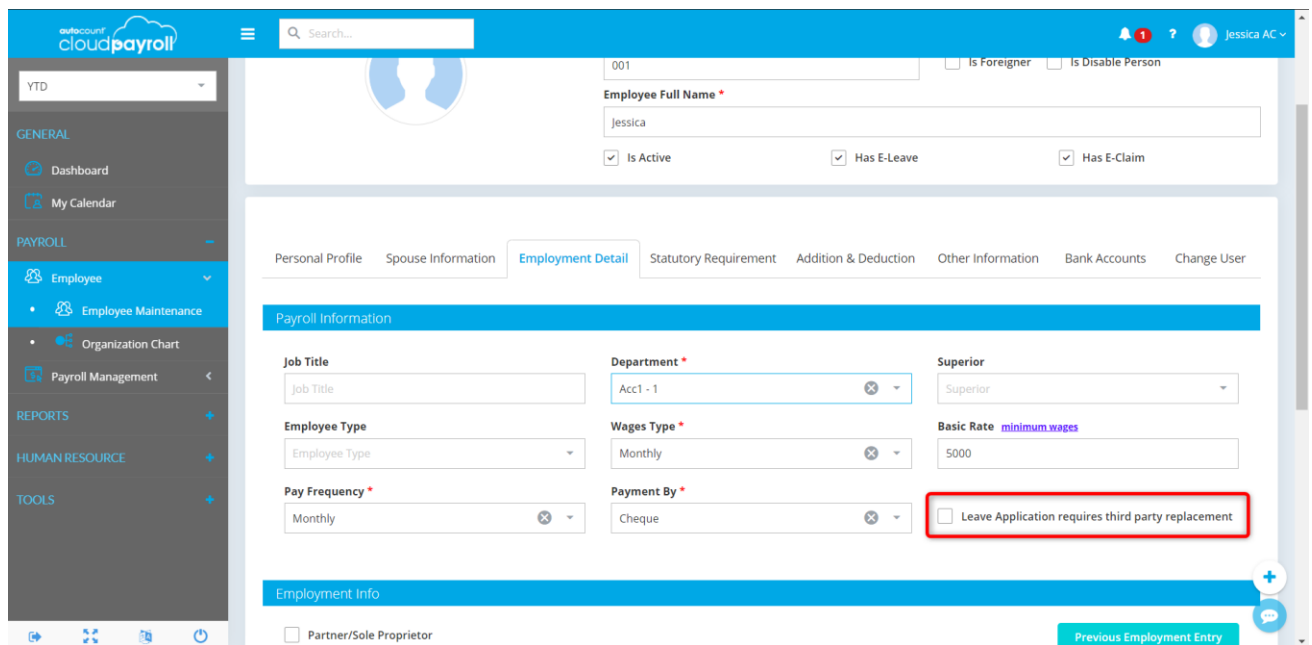


Release Note CP 1.0.6

New Features

1. Leave Application required Third Party Replacement

With this new feature, now when the employee apply leave he/she need to select another employee to replace him/her on that day, and the chosen employee leave will be block on that day. To activate this feature, you may need to set at Leave Type Maintenance and Employee maintenance.



2. Added Old IC No and Nationality field at Employee Maintenance
3. Submission of Claim is now available on IOS and Android

Now the employee can submit claim through the mobile apps. For the attachment, employee now can choose to upload by using Camera or File from the mobile device.

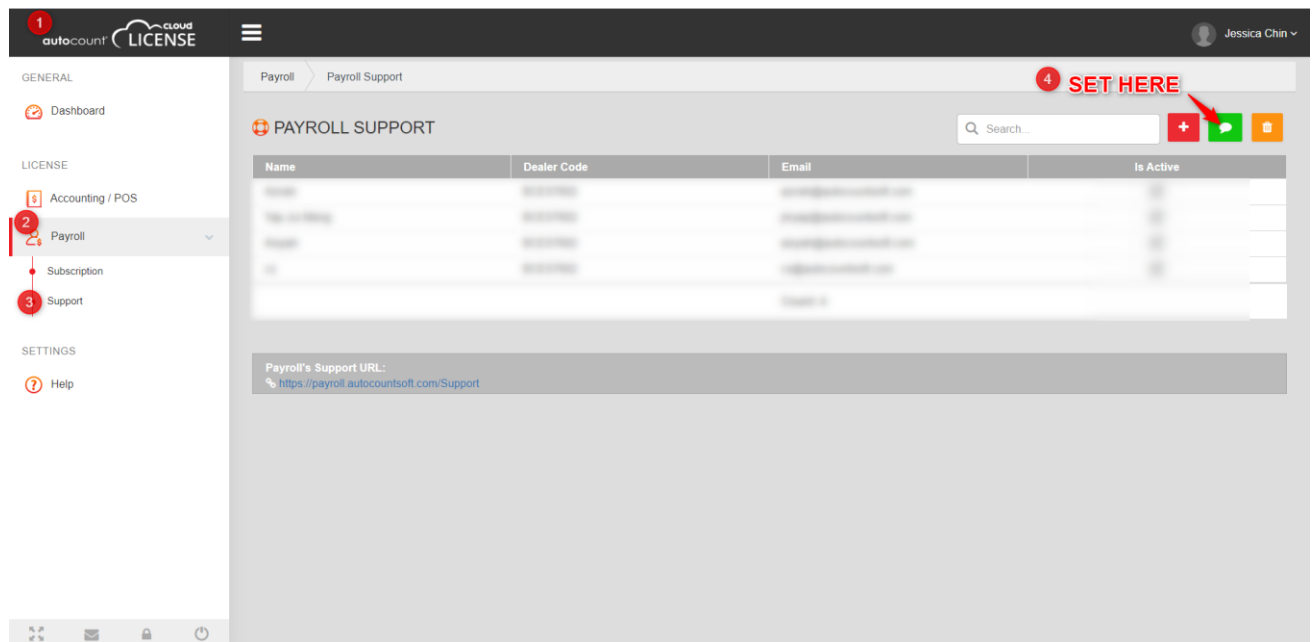
4. Delete Employee from Payroll Process

Now when you can delete individual employee from the payroll process if needed.

5. Offline Auto Reply Message

Dealer now may set their own offline auto reply message to the customer at license portal. This message will be send to the customer when there is a support request but you are offline.

Kindly go to license portal > Payroll > Support > beside the search bar, there is a green color button. You may set your own message here.



Enhancements

1. Enhancement on Employee Maintenance (Basic Wages)

System attached the document on Minimum Wages Order 2020 for user reference.

The screenshot shows the 'Employee Maintenance' form in the AutoCount Cloud Payroll system. The form is divided into several sections: 'Payroll Information' and 'Employment Info'. In the 'Payroll Information' section, the 'Basic Rate' field is highlighted with a red box, and a red arrow points to the text 'minimum wages' next to the value '5000'. Other fields include Job Title, Department (Acc1 - 1), Superior (Superior), Employee Type, Wages Type (Monthly), Pay Frequency (Monthly), and Payment By (Cheque). The 'Employment Info' section includes a checkbox for 'Partner/Sole Proprietor' and a 'Director Fee' field.

Kindly go to Employee > Employee Maintenance

2. Enhanced New Alert Message Design
3. Enhancement on Borang A's reference number
4. Add Superior's Name in Employee Batch Edit feature
5. Add Employee's Name in Approval Hierarchy as tooltip

Bugs Fixed

1. Fixed PB Enterprise Company Code
2. Fixed attached card in auto payment
3. Fixed wrong period message showed when run Year End Process
4. Fixed AmBank beneficiary information
5. Fixed Maybank electronic bank payment file
6. Fixed Empty page in First Time Setup Wizard for payroll user

Prepared by Jessica

Last Modified 2nd April 2020