

Highlights of Changes in 2.0.19.167

Show UDF at Item Price Book Maintenance

If user added any UDF into Item Price (Price Book), user can now access and view them from the Item Price Book Maintenance list (Refer Figure 1). Previously user can only access these UDF when editing the price, which is another interface and this had caused some inconvenience especially if wish to export these pricing out. Item Price Book function can be found by browsing the top **Menu → Stock → More Stock Maintenance → Item Price Book Maintenance**.

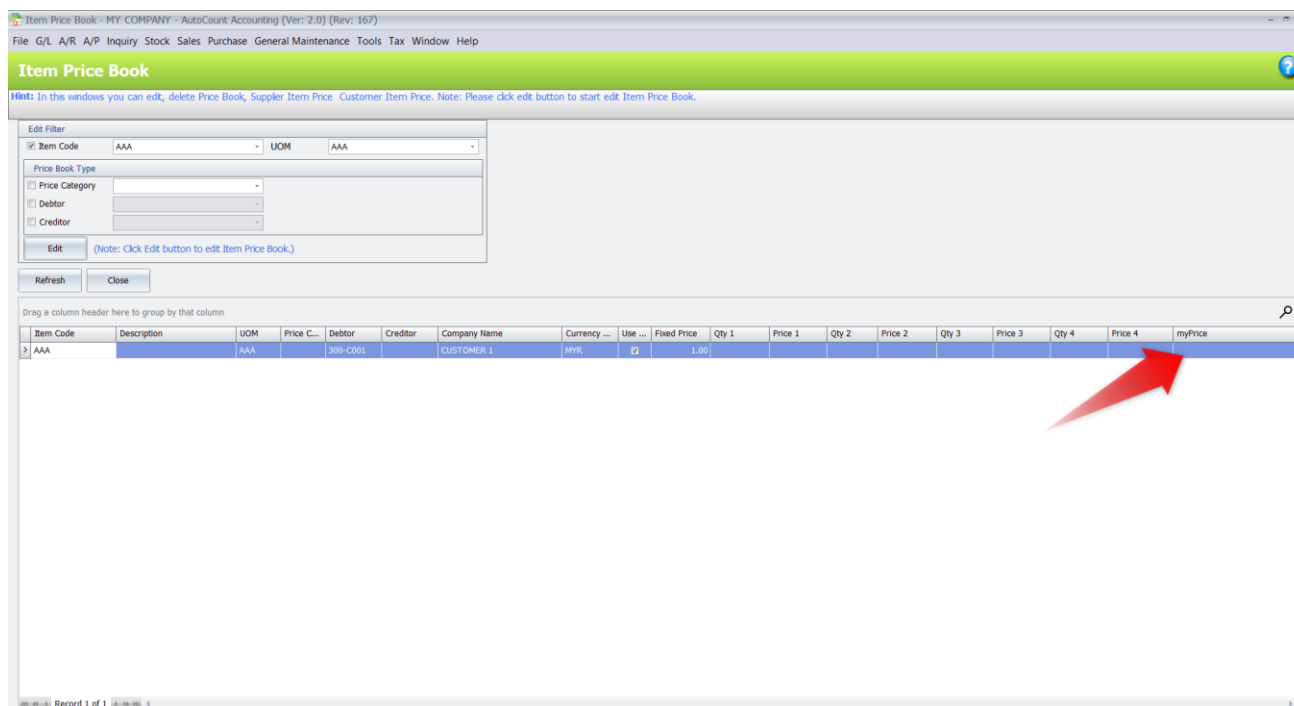


Figure 1

Show Company Name at Create New Item Screen

A minor enhancement that able to show current account book company name on the top header part when create new item (Refer Figure 2).

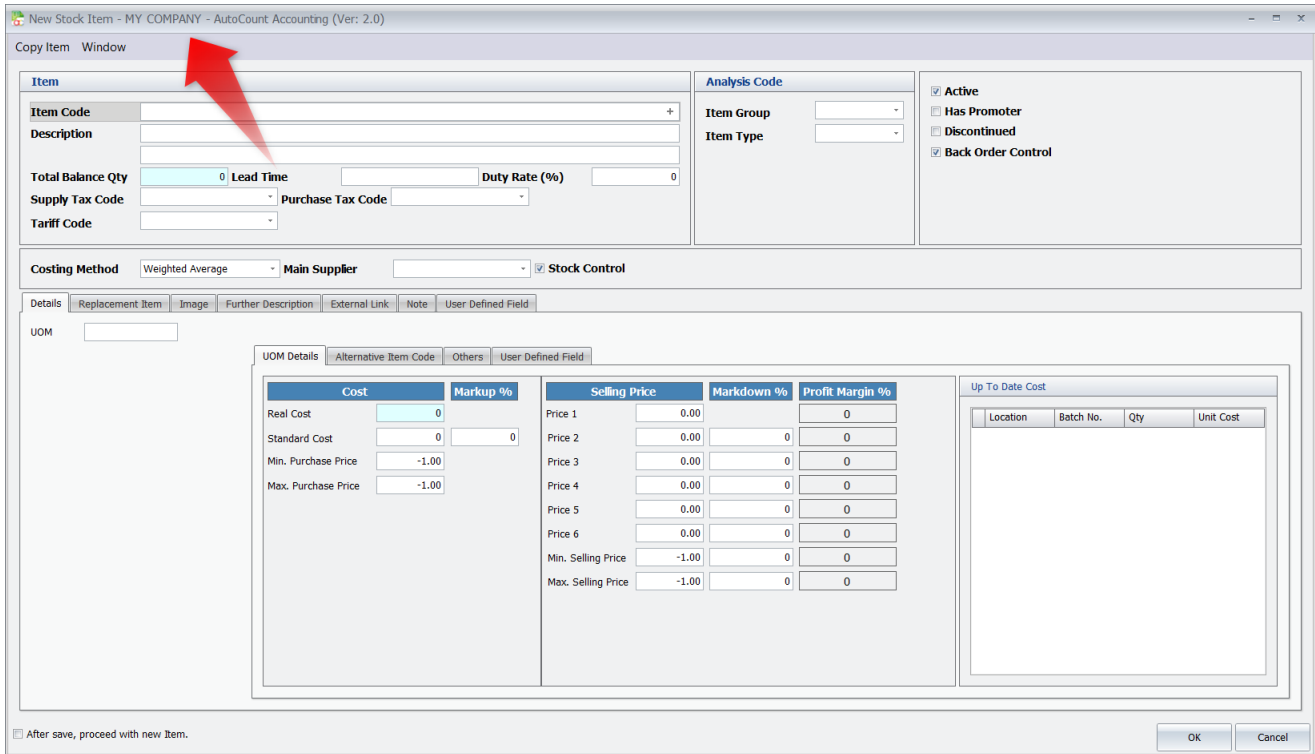


Figure 2

Searching Mode for Search Lookup Edit

User can now change the searching mode for Search Lookup Edit. User can change this from **Menu → Tools → Options → Under General → Application Setting**. There should be a **“Search Mode”** option which user can change the mode if **“User Search Lookup Edit”** is enabled (Refer Figure 3). Currently there are 3 different modes supported: **“AND”**, **“EXACT”** and **“OR”**.

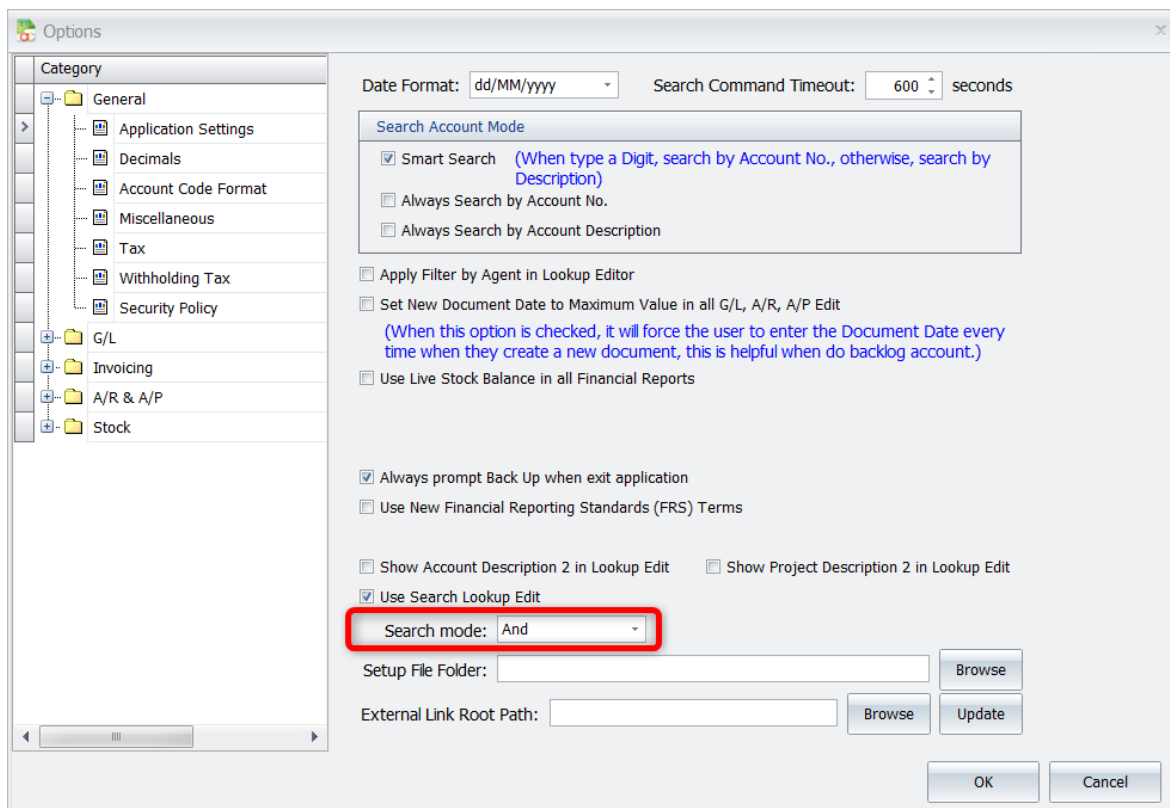


Figure 3

Assuming the system had a list of items:

No.	Item
1.	CHICKEN CHOP
2.	LAMB CHOP
3.	CHICKEN SOUP
4.	MUSHROOM SOUP
5.	FRIED CHICKEN
6.	CHICKEN RICE
7.	LEMON CHICKEN RICE
8.	LEMON FRIED RICE

Search Mode: AND

Under “AND” search mode, system will search based on the keywords that user had entered. Any space between keywords, system will treat it as different words and the result should contain all these keywords.

Example 1: “chicken chop”

As a result, “Chicken Chop” will appear as only this item contains both keywords “chicken” and “chop”. Items such as “Lamb Chop”, “Chicken Soup”, “Fried Chicken” or “Chicken Rice” did not appear because it only fulfils one of the keywords provided.

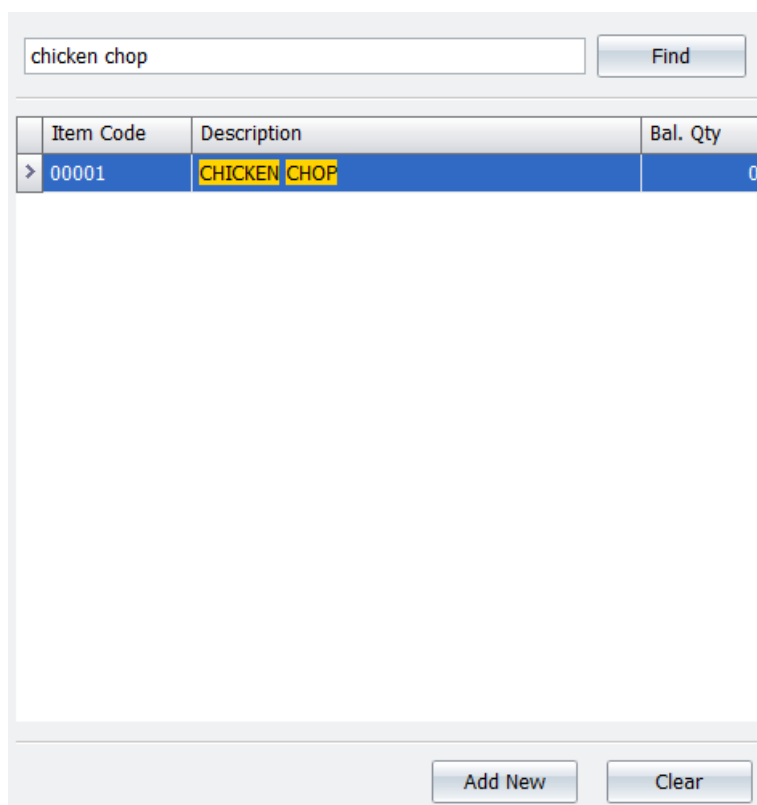
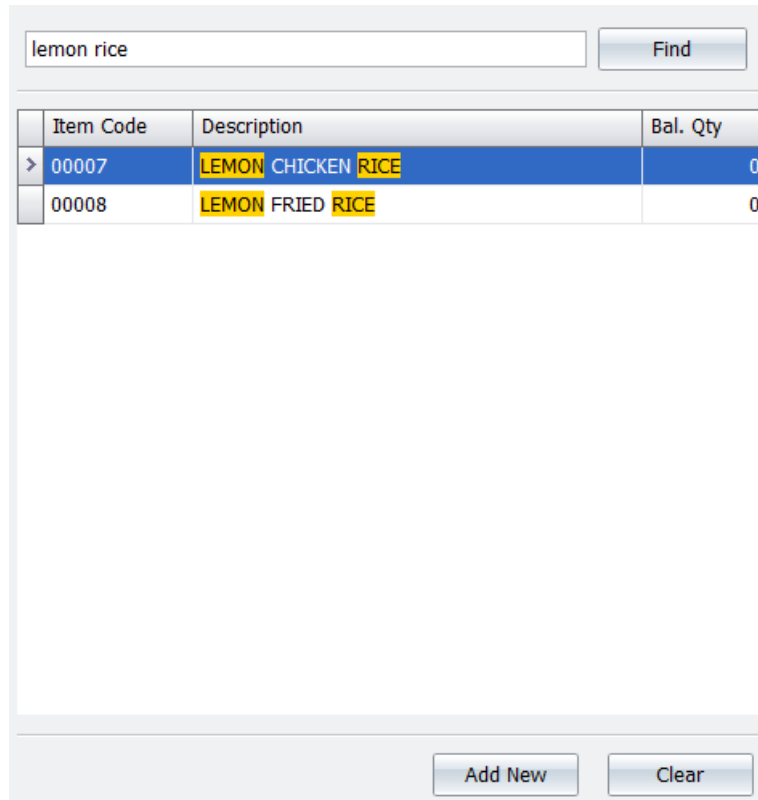


Figure 4

Example 2: “lemon rice”

As a result, “Lemon Chicken Rice” and “Lemon Fried Rice” will appear as only these 2 items contain both keywords “lemon” and “rice”.



The screenshot shows a search window with a search bar containing 'lemon rice' and a 'Find' button. Below the search bar is a table with three columns: 'Item Code', 'Description', and 'Bal. Qty'. Two items are listed: '00007 LEMON CHICKEN RICE' and '00008 LEMON FRIED RICE', both with a balance quantity of 0. The words 'LEMON' and 'RICE' in the descriptions are highlighted in yellow. At the bottom of the window are 'Add New' and 'Clear' buttons.

Item Code	Description	Bal. Qty
> 00007	LEMON CHICKEN RICE	0
00008	LEMON FRIED RICE	0

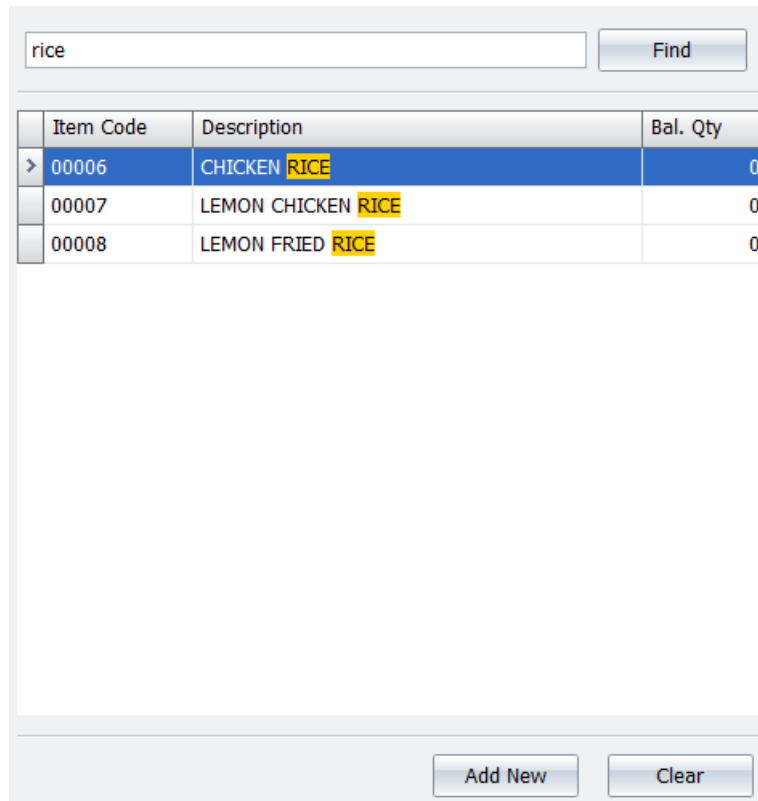
Figure 5

Search Mode: EXACT

Under “EXACT” search mode, system will search based on the keywords that user had entered as 1 whole word regardless of space.

Example 3: “rice”

As a result, “Chicken Rice”, “Lemon Chicken Rice” and “Lemon Fried Rice” will appear as these items contain the exact word “rice”.



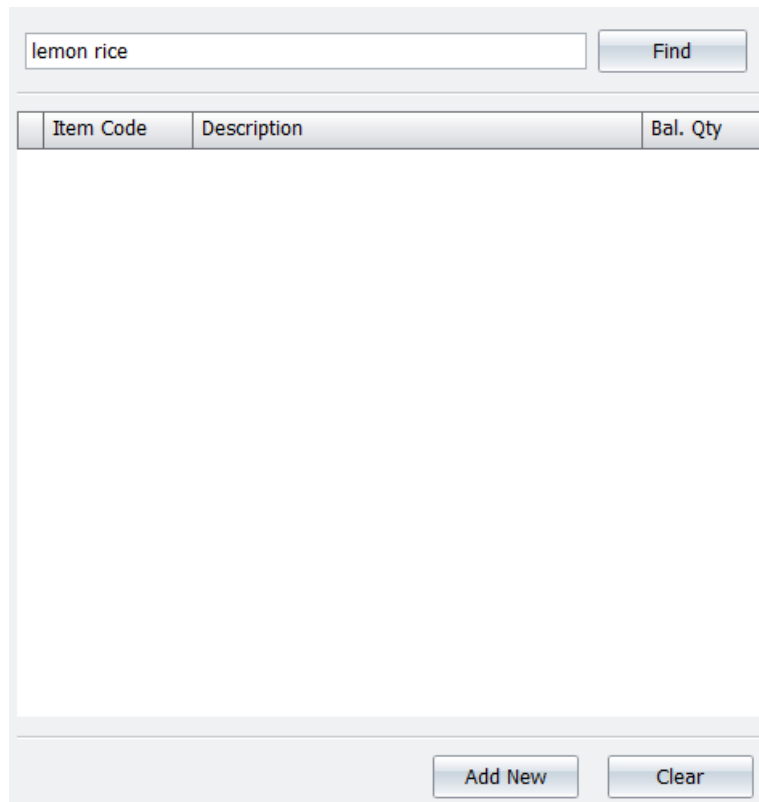
The screenshot shows a search window with a text input field containing 'rice' and a 'Find' button. Below the input is a table with three columns: 'Item Code', 'Description', and 'Bal. Qty'. The table lists three items: '00006 CHICKEN RICE', '00007 LEMON CHICKEN RICE', and '00008 LEMON FRIED RICE'. The word 'RICE' is highlighted in yellow in each description. The 'Bal. Qty' for all items is 0. At the bottom of the window are 'Add New' and 'Clear' buttons.

Item Code	Description	Bal. Qty
> 00006	CHICKEN RICE	0
00007	LEMON CHICKEN RICE	0
00008	LEMON FRIED RICE	0

Figure 6

Example 4: “lemon rice”

No result as there is no items that contains the exact word “lemon rice”.



Item Code	Description	Bal. Qty
-----------	-------------	----------

Figure 7

Example 5: “lemon chicken”

As a result, “Lemon Chicken Rice” will appear as this item contains the exact word of “lemon chicken”.

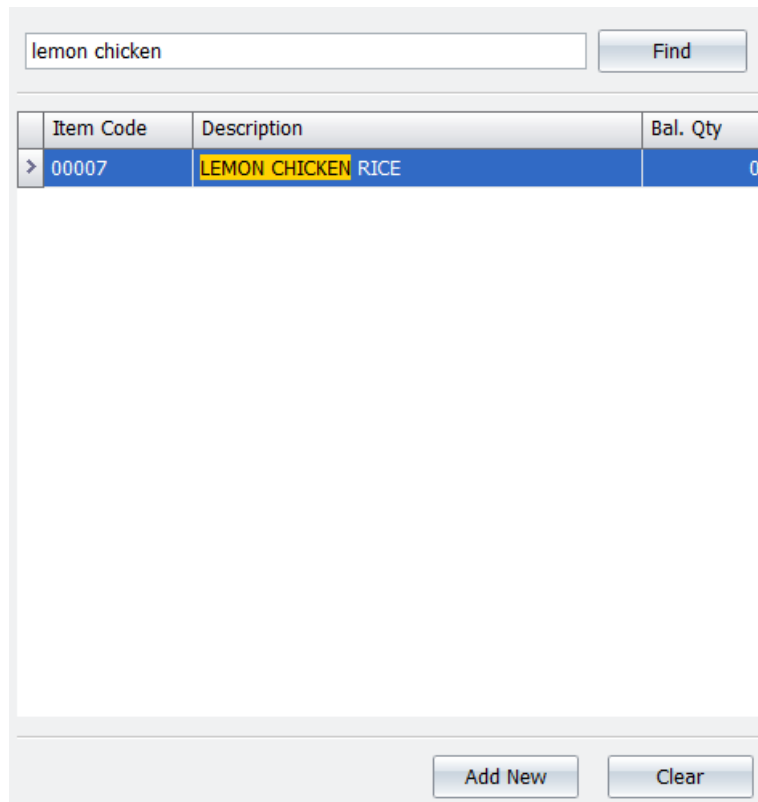


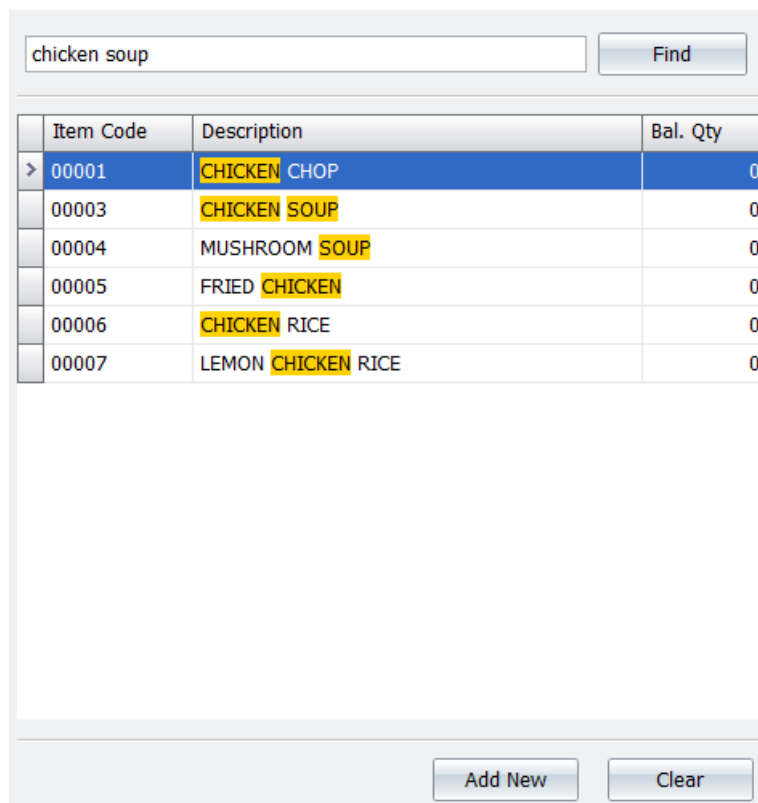
Figure 8

Search Mode: OR

Under “OR” search mode, system will search based on the keywords that user had entered. Any space between keywords, system will treat it as different words and the result should contain any of these separated words.

Example 6: “chicken soup”

As a result, “Chicken Chop”, “Chicken Soup”, “Mushroom Soup”, “Fried Chicken”, “Chicken Rice” and “Lemon Chicken Rice” will appear as these items contains either one of the wording “chicken” or “soup”.



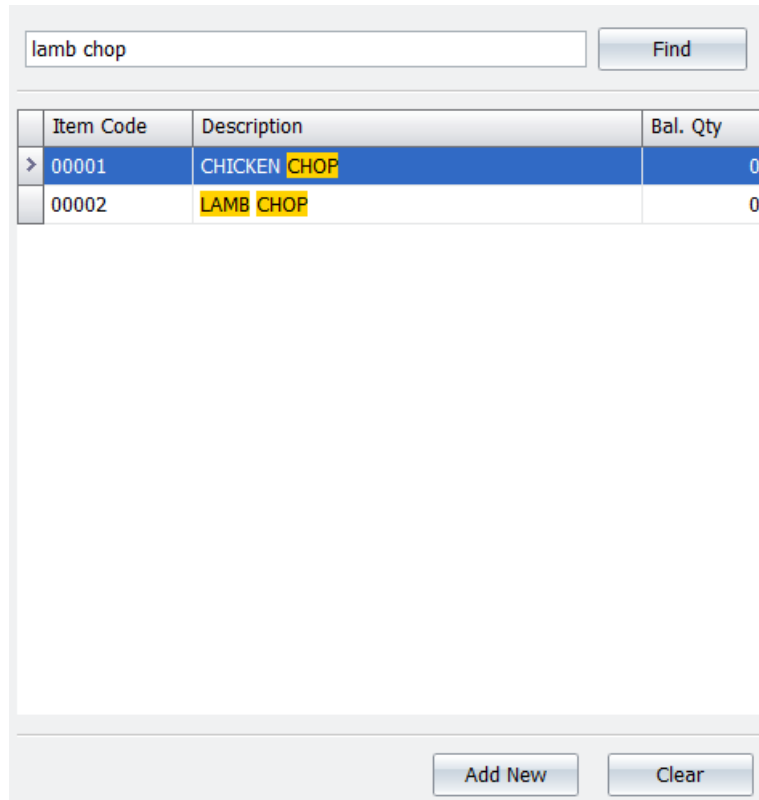
The screenshot shows a search interface with a text input field containing 'chicken soup' and a 'Find' button. Below the input is a table with three columns: 'Item Code', 'Description', and 'Bal. Qty'. The table lists seven items, with the words 'CHICKEN' and 'SOUP' highlighted in yellow in the descriptions. At the bottom of the interface are 'Add New' and 'Clear' buttons.

Item Code	Description	Bal. Qty
> 00001	CHICKEN CHOP	0
00003	CHICKEN SOUP	0
00004	MUSHROOM SOUP	0
00005	FRIED CHICKEN	0
00006	CHICKEN RICE	0
00007	LEMON CHICKEN RICE	0

Figure 9

Example 7: “lamb chop”

As a result, “Chicken Chop” and “Lamb Chop” will appear as both these items contains either one of the wording “lamb” or “chop”.



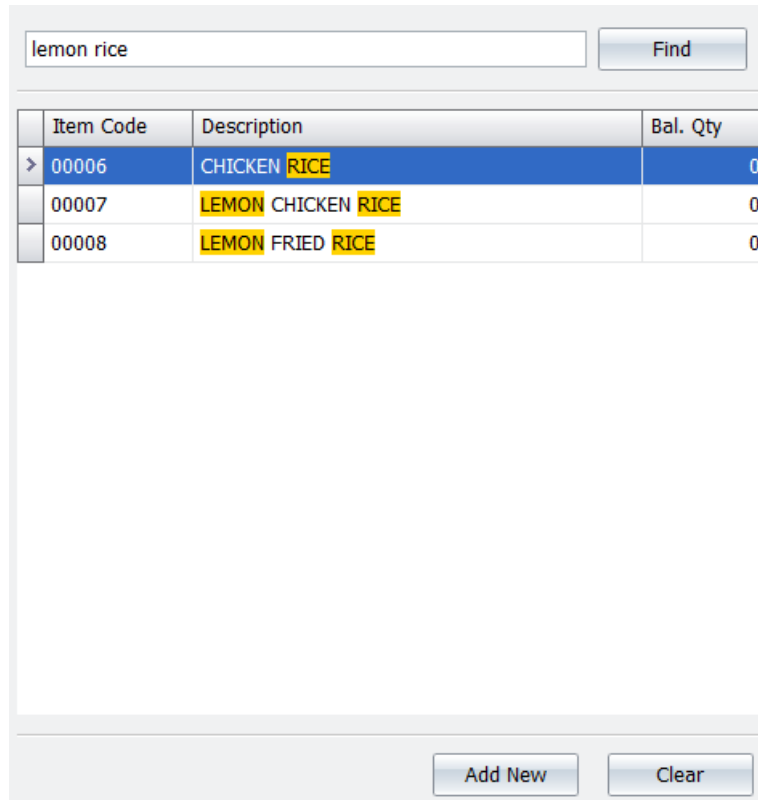
The screenshot shows a search window with a search bar containing 'lamb chop' and a 'Find' button. Below the search bar is a table with three columns: 'Item Code', 'Description', and 'Bal. Qty'. The table contains two rows: one for 'CHICKEN CHOP' with item code '00001' and balance quantity '0', and another for 'LAMB CHOP' with item code '00002' and balance quantity '0'. The words 'CHOP' and 'LAMB' in the descriptions are highlighted in yellow. At the bottom of the window are 'Add New' and 'Clear' buttons.

Item Code	Description	Bal. Qty
> 00001	CHICKEN CHOP	0
00002	LAMB CHOP	0

Figure 10

Example 8: “lemon rice”

As a result, “Chicken Rice”, “Lemon Chicken Rice” and “Lemon Fried Rice” will appear as these items contains either one of the wording “lemon” or “rice”.



The screenshot shows a search window with a search bar containing 'lemon rice' and a 'Find' button. Below the search bar is a table with three columns: 'Item Code', 'Description', and 'Bal. Qty'. The table contains three rows of results:

Item Code	Description	Bal. Qty
> 00006	CHICKEN RICE	0
00007	LEMON CHICKEN RICE	0
00008	LEMON FRIED RICE	0

At the bottom of the window are two buttons: 'Add New' and 'Clear'.

Figure 11

Prepared by Jae Sen
Last Modified 02/03/2021