

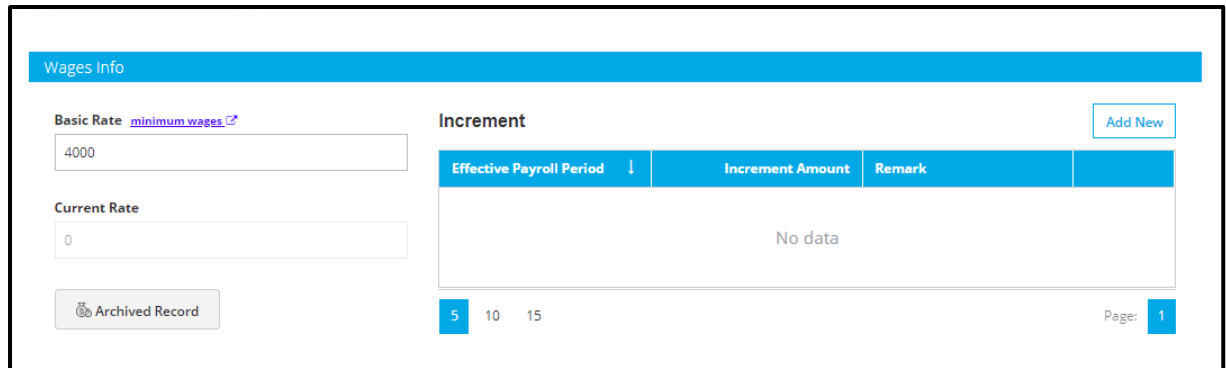
## Release Note CP 1.0.58

### **NEW FEATURE**

#### **1. Increment**

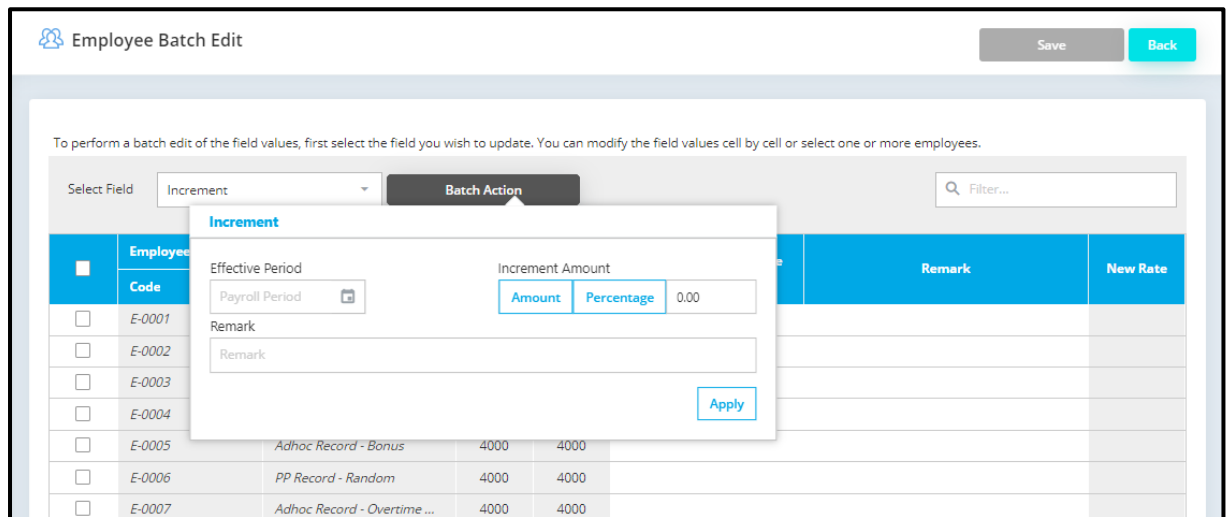
Auto Count HRMS now has streamlined wages management for HR/Admins with an "increment" feature. Users can input the effective period, increment amount, and remarks. A new "current rate" column shows the updated wages rate.

Go to Employee Maintenance > Edit > Employment Detail > Wages Info



OR

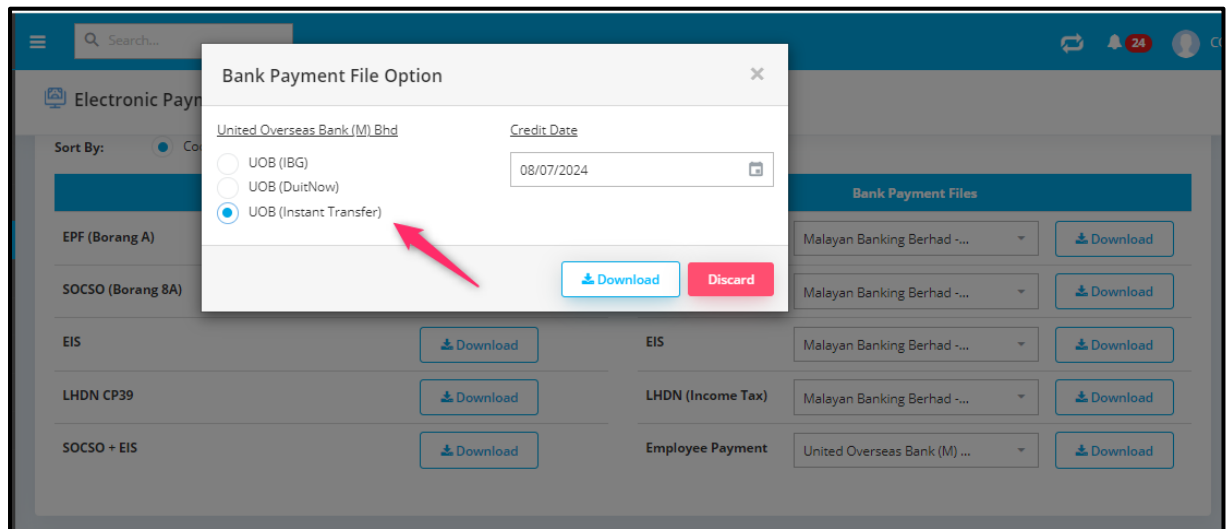
Go to Employee Maintenance > Batch Edit > Increment to maintain.



You can refer to our wiki link for the Increment Guides  
[https://wiki.autocountsoft.com/wiki/Auto\\_Count\\_HRMS\\_-\\_User\\_Guide\\_for\\_Increment](https://wiki.autocountsoft.com/wiki/Auto_Count_HRMS_-_User_Guide_for_Increment)

## Enhancements

1. Added New Bank File- UOB by Instant Transfer



## Bug Fixes

1. Attendance Transaction- Resolved issue when code is empty and user click and enter, will change shift status to complete or absent.
2. Attendance Transaction- Resolved issue when existing remarks context will remove after user update a new shift.
3. Attendance Report- Resolved issue where filter by shift not working properly.
4. CP8D Report- Resolved issue when previewing column nilai tempat kediaman column showing "tableCell11".
5. Payslip- Resolved issue when viewing in payroll process, content of payslip is empty.
6. Claim Transaction- Resolved issue where unable use horizontal scrolling in claim detail.
7. Bank Credit Report- Resolved issue where report is not sort by employee code for express and accountant plan.
8. Payroll Summary Report- Resolved issue when previewing payroll summary report in summary file, not group by department.
9. Payslip- Resolved issue where column join date is not showing.
10. Payslip- Resolved issue where subreport show duplicated rows of the summarized amounts when data added from adhoc.
11. Access Right- Resolved access control issue when basic rate access is unchecked.
12. Batch edit- Resolved issue where batch action button will disappear when apply filter and the batch action field showing wrong description.
13. OCBC EPF Text File- Resolved issue where need to set default status code to "014".

Prepared by Chen Ong

Last Modified 8<sup>th</sup> July 2024