

## Release Note CP 1.0.12

### New Features

#### 1. Employee Inquiry

Added an employee inquiry screen in the system. Now user can see the full information on an employee here include the Employee's Job Title, Employee's Basic Rate, Payroll Information, Adhoc Item, Claims & Leave Approval, Claims & Leave Balance, Claims & Leave Transaction and Loan Information.

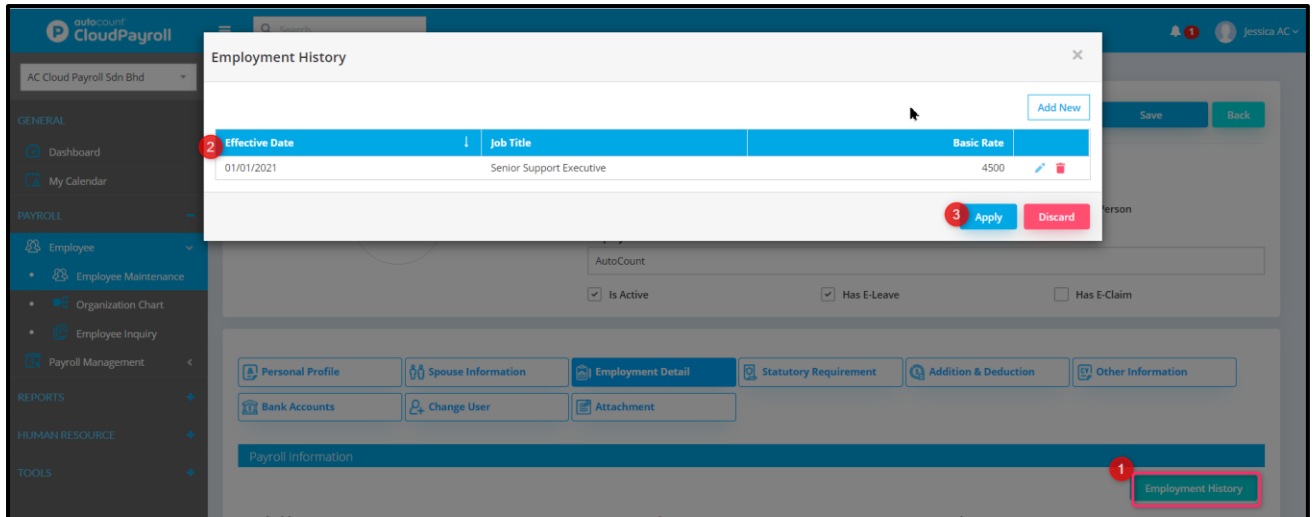
Period	Description	Payroll Type	Committed	Total			
October 2020		Month End / Second Half	<input type="checkbox"/>	0.00			
September 2020		Month End / Second Half	<input checked="" type="checkbox"/>	0.00			
August 2020		Month End / Second Half	<input checked="" type="checkbox"/>	0.00			
July 2020		Month End / Second Half	<input checked="" type="checkbox"/>	0.00	0.00	0.00	0.00
June 2020		Month End / Second Half	<input checked="" type="checkbox"/>	0.00	0.00	0.00	0.00
June 2020	Bonus		<input checked="" type="checkbox"/>	0.00	0.00	0.00	0.00
May 2020		Month End / Second Half	<input checked="" type="checkbox"/>	0.00	0.00	0.00	0.00
April 2020		Month End / Second Half	<input checked="" type="checkbox"/>	0.00	0.00	0.00	0.00
March 2020		Month End / Second Half	<input checked="" type="checkbox"/>	0.00	0.00	0.00	0.00
February 2020		Month End / Second Half	<input checked="" type="checkbox"/>	0.00	0.00	0.00	0.00
Count: 12					64.00	0.00	64.00

Kindly go to Payroll > Employee > Employee Inquiry.

#### 2. Employment History

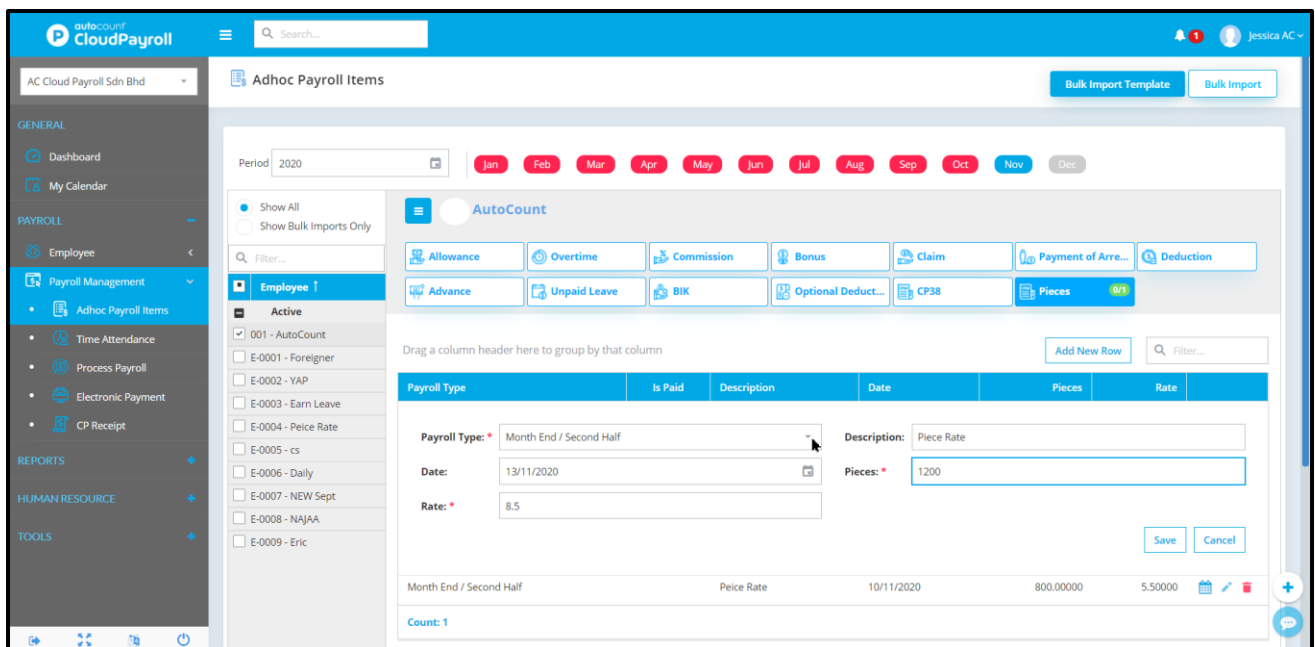
Now user can update the employee's employment history into the system.

Kindly go to Payroll > Employee > Employee Maintenance. Edit the Employee, under Employment Detail tab you can see the Employment History button on your right hand side. You can add the employment history of the employee here.



### 3. Piece Rate in Adhoc Payroll Items

User now can import the piece rate into system through the adhoc payroll item or may key in manually at Adhoc Payroll Item.



Kindly go to Payroll > Payroll Management > Adhoc Payroll Items. From here, user may add new row manually or use the bulk import method.

## Enhancements

### 1. Added Credit Date and Beneficiary's email for Public Bank's payment file

Enhanced on electronic bank payment for Public Bank with credit date selection. With the registered email address, Alliance bank will send an email with subject to the employee once the salary is credited.

### 2. Report Criteria

Added report inquiry criteria at all the bottom of report in the system.

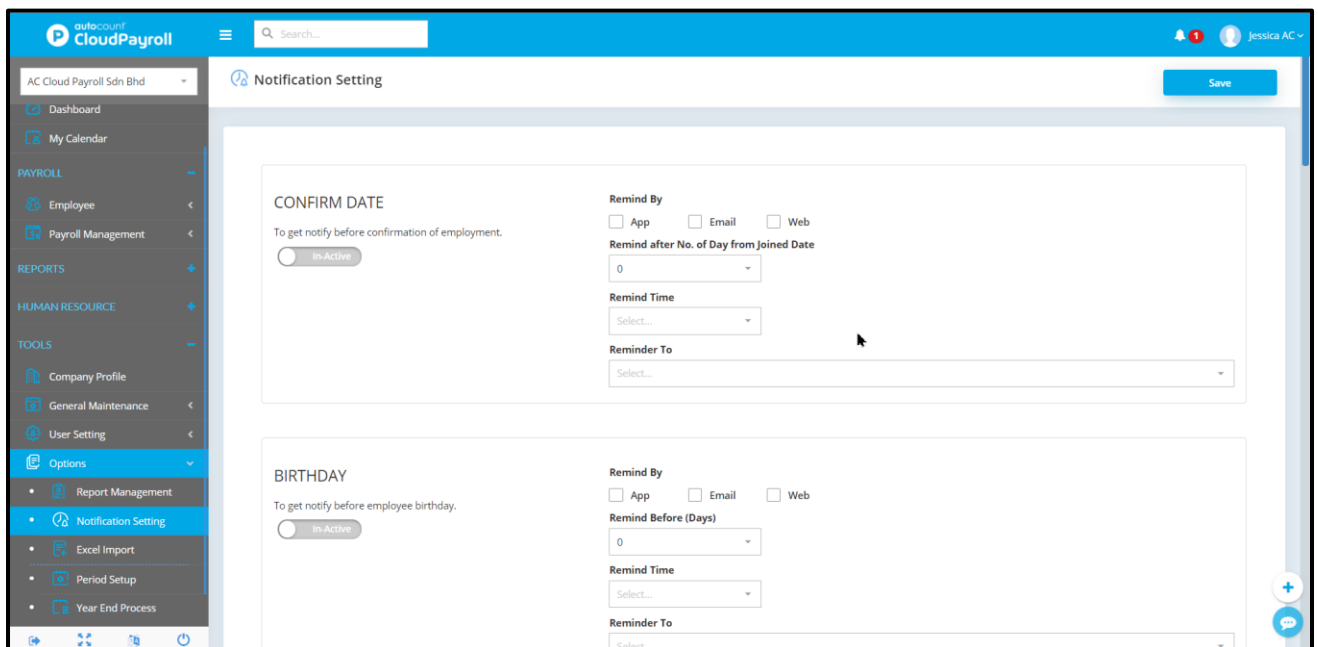
### 3. New datasource in Leave Report

Added new data source for Leave Source in Leave Report.

### 4. New user interface for Notification Setting

New design screen for Notification Setting.

Kindly go to Tools > Options > Notification Setting.

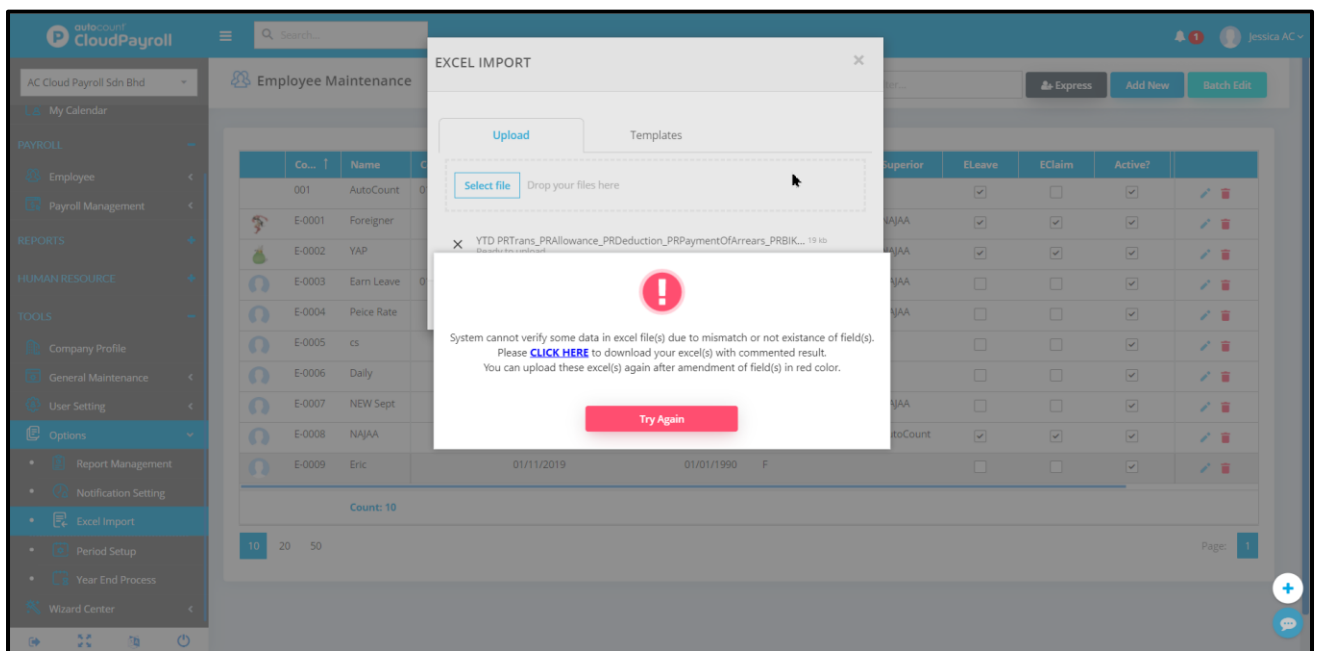
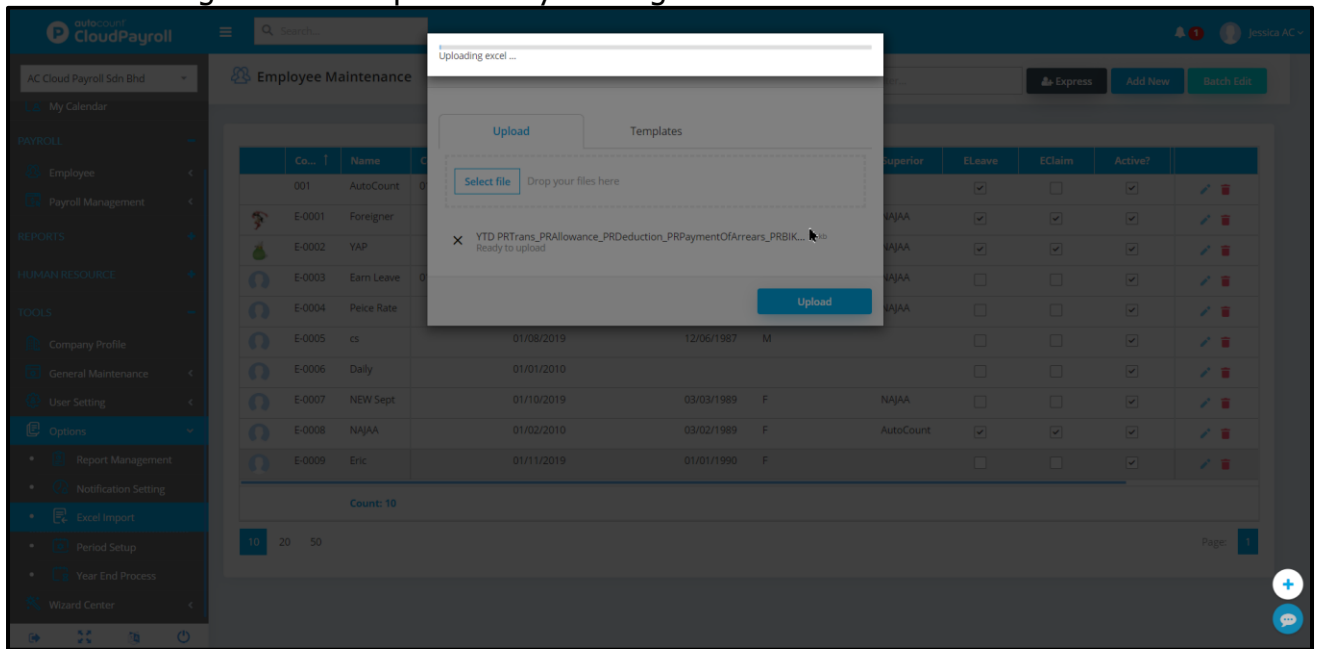


### 5. eTracking in Invoice

Enhanced the information in invoice. Now user can see the changes for eLeave and eClaim user in the invoice details (Excel File) also.

## 6. Enhanced on YTD Import.

- i. YTD Import progress Bar
- ii. YTD Import with error list feature. Now if there is any error during the YTD Import, system will show an error list on the imported excel file. So user will be easy to make changes and re-import into system again.



## **Bugs Fixed**

1. Fixed adhoc description in payslip.
2. Fixed adhoc item description is empty after click on reset button.

*Prepared by Jessica*

*Last Modified 30<sup>th</sup> November 2020*