

GST 6% → 0%

AutoCount Accounting Guide

How to change item selling price from GST 6% Inclusive to 0% (New Global Price Change)

Account | Billing | Stock | POS | Payroll

Microsoft
GOLD CERTIFIED
Partner

ISV/Software Solutions

MSC
MALAYSIA
Status Company



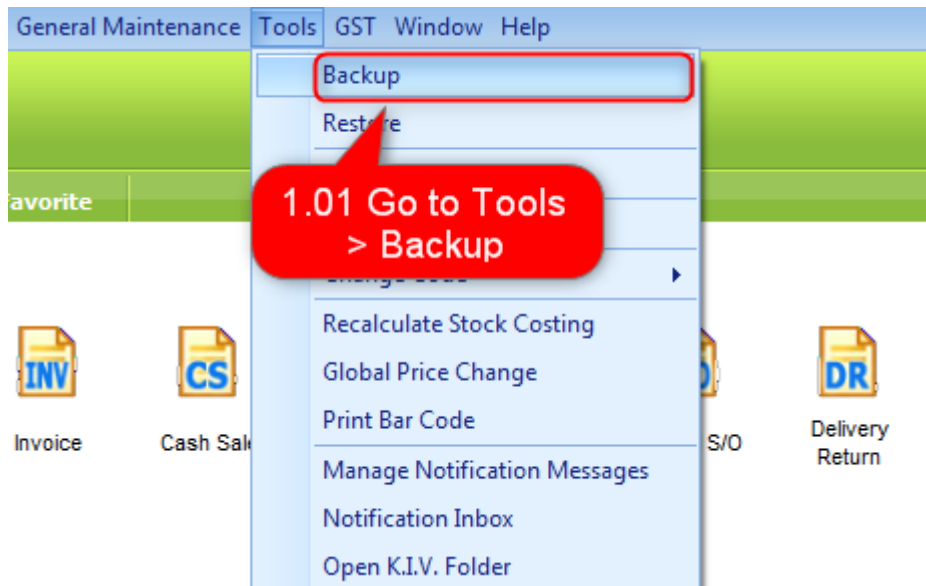
Introduction



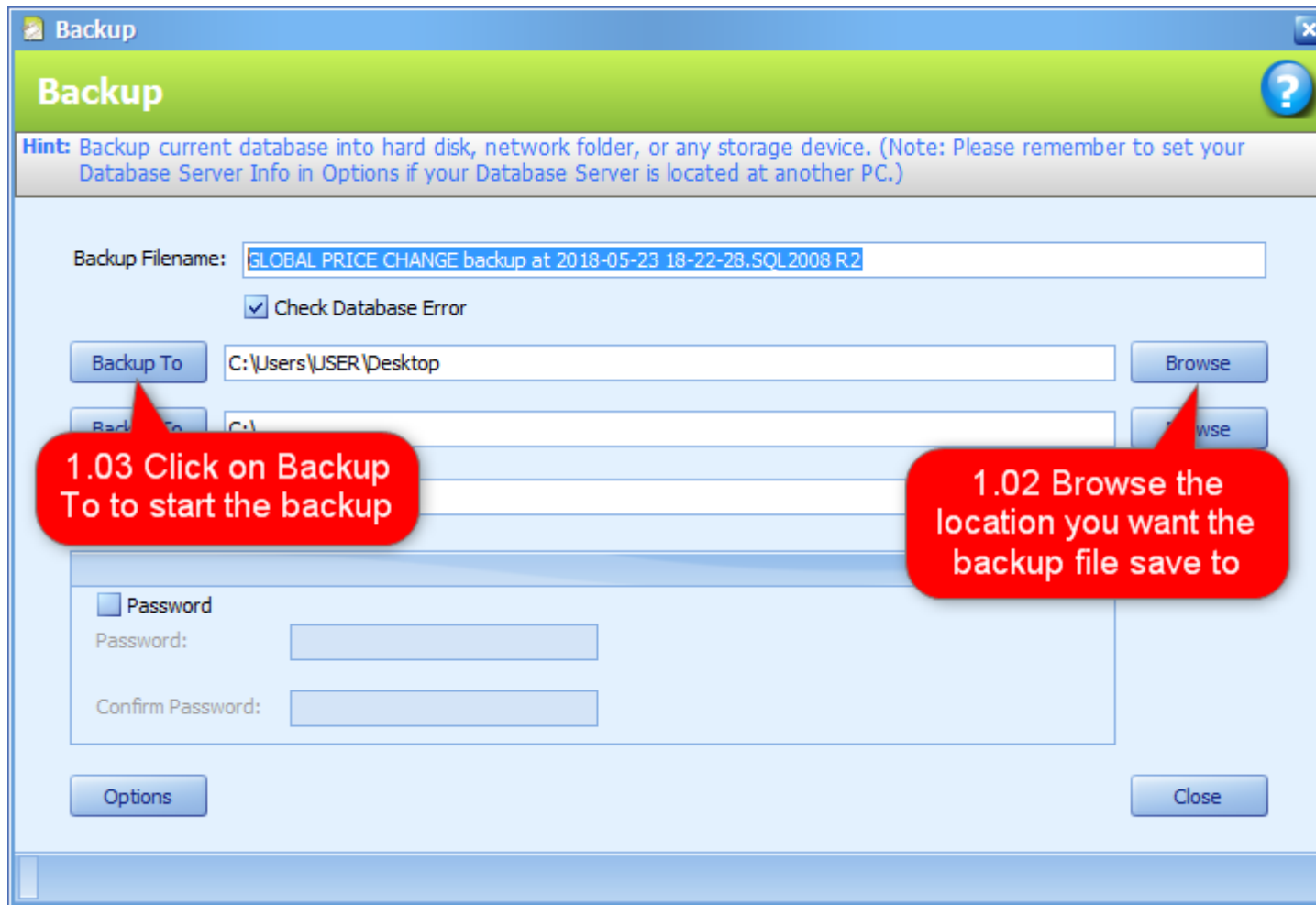
- Global Price Change is only available for **Basic Edition & Above**.
- This guide demonstrates on how to change your stock items selling price that were maintained at Stock Item Maintenance from price inclusive of GST 6% (e.g. RM10.60) to price inclusive of GST 0% (e.g. RM10.00).
- With the changes, your billings (especially retails outlet or those who are using AutoCount POS system) from 01 June 2018 onwards are required to use item price with GST 0%.
- The steps are summarized as below:
 1. Backup Account Book
 2. Create Global Price Book Schedule
 3. Manually Perform Global Price ChangeOR
 4. Enable Reminder To Perform Global Price Change
 5. Verify The Updated Pricing

Step 1: Backup Account Book

- We strongly advise you to perform backup for your Account Book before you change the pricing.



Step 1: Backup Account Book

A screenshot of the 'Backup' dialog box in a software application. The dialog has a blue title bar with the word 'Backup' and a close button. Below the title bar is a green header with the word 'Backup' and a help icon. A hint message is displayed: 'Hint: Backup current database into hard disk, network folder, or any storage device. (Note: Please remember to set your Database Server Info in Options if your Database Server is located at another PC.)'. The main area contains a 'Backup Filename:' label followed by a text box containing 'GLOBAL PRICE CHANGE backup at 2018-05-23 18-22-28.SQL2008 R2'. Below this is a checked checkbox for 'Check Database Error'. There are two 'Backup To' labels, each followed by a text box and a 'Browse' button. The first 'Backup To' text box contains 'C:\Users\USER\Desktop'. A red callout bubble points to the first 'Backup To' button with the text '1.03 Click on Backup To to start the backup'. Another red callout bubble points to the first 'Browse' button with the text '1.02 Browse the location you want the backup file save to'. At the bottom, there is a 'Password' section with a checkbox, a 'Password:' label, and a text box, followed by a 'Confirm Password:' label and a text box. There are also 'Options' and 'Close' buttons at the bottom right.

Backup

Hint: Backup current database into hard disk, network folder, or any storage device. (Note: Please remember to set your Database Server Info in Options if your Database Server is located at another PC.)

Backup Filename: GLOBAL PRICE CHANGE backup at 2018-05-23 18-22-28.SQL2008 R2

☒ Check Database Error

Backup To C:\Users\USER\Desktop Browse

Backup To C:\ Browse

1.03 Click on Backup To to start the backup

1.02 Browse the location you want the backup file save to

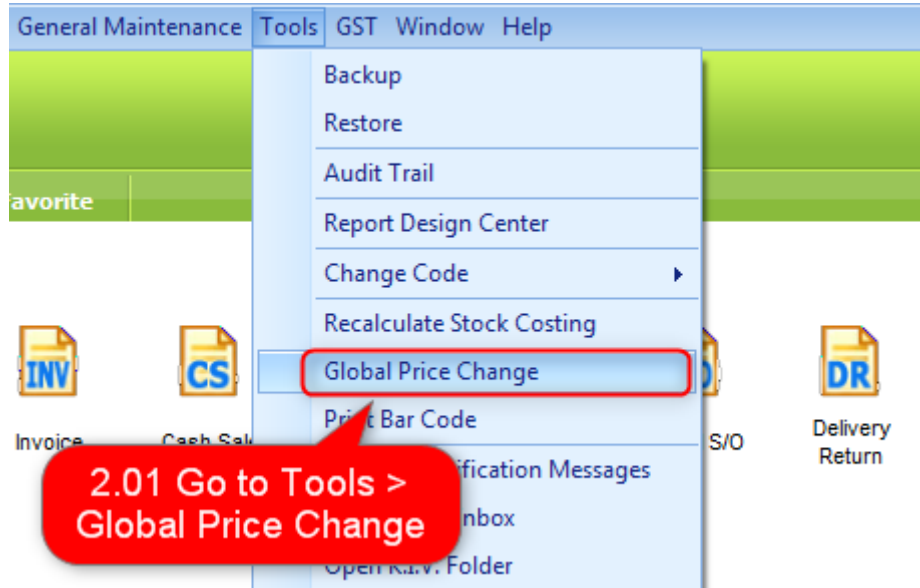
☐ Password

Password:

Confirm Password:

Options Close

Step 2: Create Global Price Change Schedule



Step 2: Create Global Price Change Schedule

File G/L A/R A/P Inquiry Stock Sales Purchase Bonus Point Point of Sale General Maintenance Tools GST Window Help

Global Price Change Schedule Maintenance

Hint: Global Price Schedule Maintenance allows you to create and maintain the price change record.

New Edit Delete

Name	Change Date Time
------	------------------

2.02 Global Price
Change Schedule
Maintenance screen pro

Step 2: Create Global Price Change Schedule

File G/L A/R A/P Inquiry Stock Sales Purchase Bonus Point Point of Sale General Maintenance Tools GST Window Help

Global Price Change Schedule Maintenance

Hint: Global Price Schedule Maintenance allows you to create and maintain the price change record.

New Edit Delete

Name	Change Date Time
------	------------------

2.03 Click on New

Step 2: Create Global Price Change Schedule

Global Price Change

Global Price Change

Options Standard Price & Price Book Customer Price & Supplier Price Currency Price & Location Price Member Price

1. Filter Options:

Item Code: No filter

Item Group: No filter

Item Type: No filter

Sales Tax Type: No filter

Purchase Tax Type: No filter

☐ Unit Price From Price: to

2. Calculate On

Cost: ☒ Standard Cost ☐ Real Cost ☐ Average Up-To-Date Cost

Price: ☐ Price

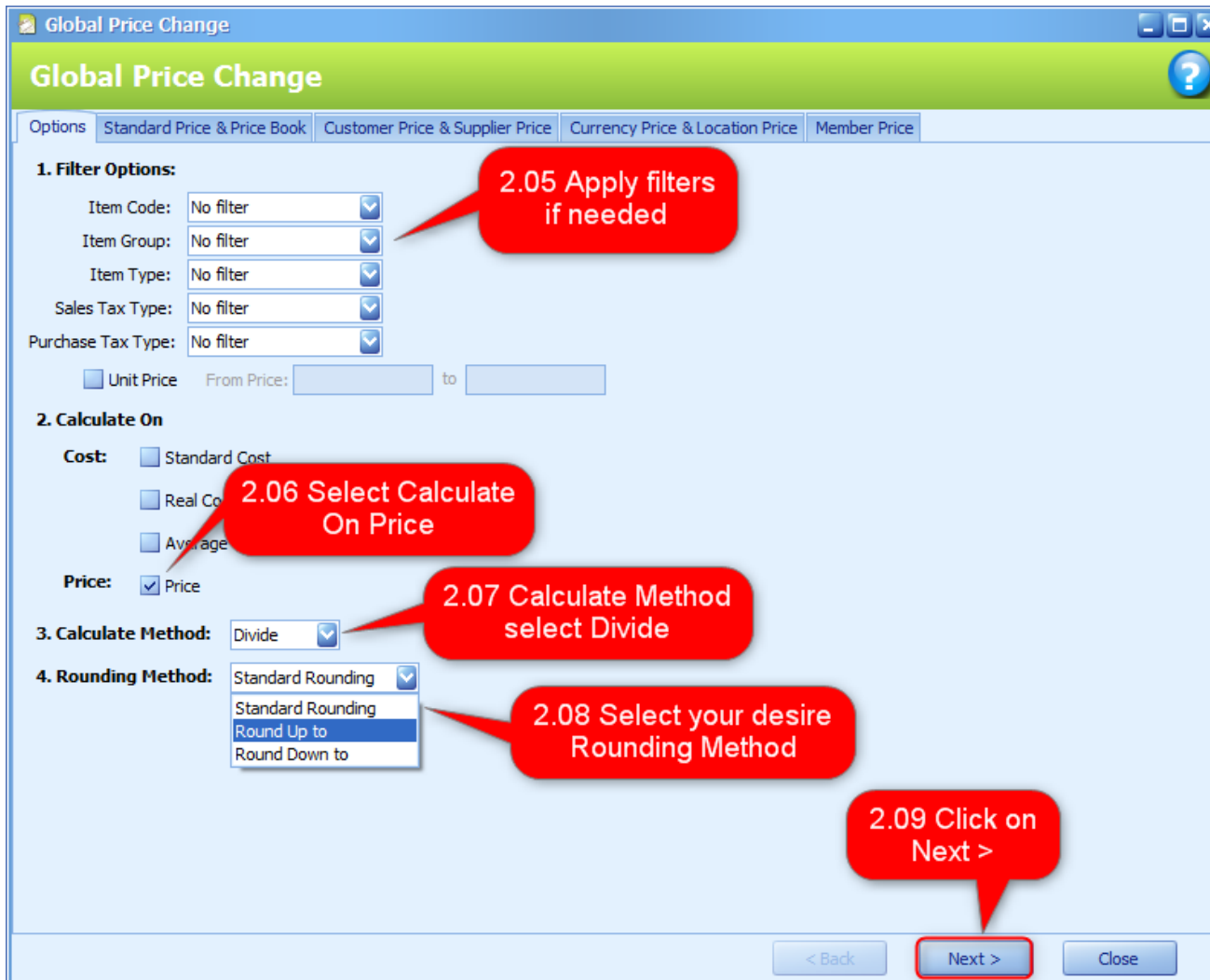
3. Calculate Method: Multiply

4. Rounding Method: Standard Rounding

2.04 Global Price Change wizard prompt

< Back Next > Close

Step 2: Create Global Price Change Schedule



Global Price Change

Options | Standard Price & Price Book | Customer Price & Supplier Price | Currency Price & Location Price | Member Price

1. Filter Options:

Item Code: No filter
Item Group: No filter
Item Type: No filter
Sales Tax Type: No filter
Purchase Tax Type: No filter

☐ Unit Price From Price: to

2. Calculate On

Cost: ☐ Standard Cost ☐ Real Cost ☐ Average

Price: ☒ Price

3. Calculate Method: Divide

4. Rounding Method: Standard Rounding
Standard Rounding
Round Up to
Round Down to

2.05 Apply filters if needed

2.06 Select Calculate On Price

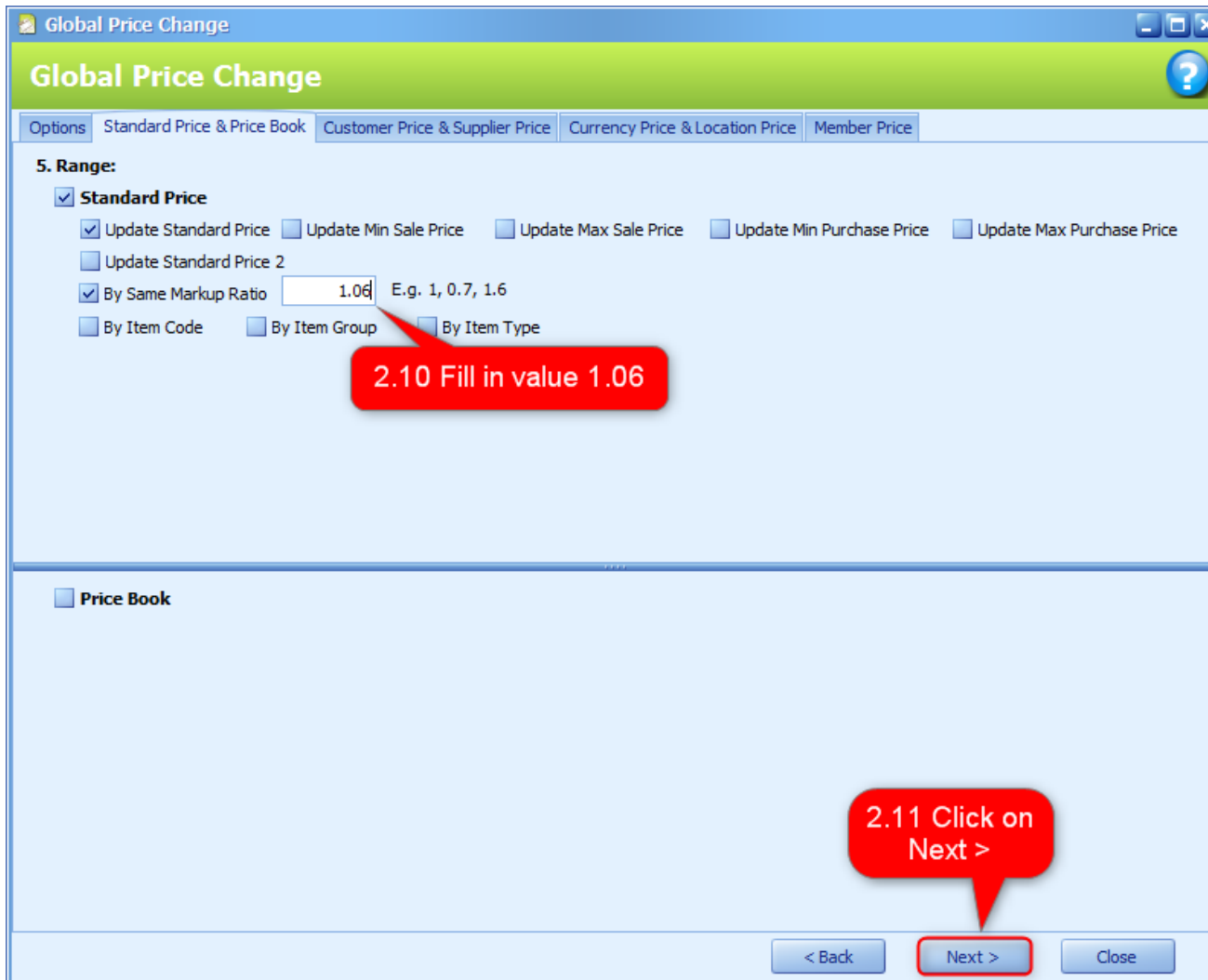
2.07 Calculate Method select Divide

2.08 Select your desire Rounding Method

2.09 Click on Next >

< Back Next > Close

Step 2: Create Global Price Change Schedule

A screenshot of the 'Global Price Change' software window. The window has a title bar with standard Windows controls. Below the title bar is a green header with the text 'Global Price Change' and a help icon. There are five tabs: 'Options', 'Standard Price & Price Book', 'Customer Price & Supplier Price', 'Currency Price & Location Price', and 'Member Price'. The 'Options' tab is selected. Under the '5. Range:' section, the 'Standard Price' checkbox is checked. Below it, there are several sub-options: 'Update Standard Price' (checked), 'Update Min Sale Price' (unchecked), 'Update Max Sale Price' (unchecked), 'Update Min Purchase Price' (unchecked), 'Update Max Purchase Price' (unchecked), 'Update Standard Price 2' (unchecked), 'By Same Markup Ratio' (checked), and a text input field containing '1.06' with a hint 'E.g. 1, 0.7, 1.6'. Below the input field are three more options: 'By Item Code' (unchecked), 'By Item Group' (unchecked), and 'By Item Type' (unchecked). A red callout bubble points to the '1.06' input field with the text '2.10 Fill in value 1.06'. At the bottom of the window, there are three buttons: '< Back', 'Next >', and 'Close'. A red callout bubble points to the 'Next >' button with the text '2.11 Click on Next >'.

Global Price Change

Options Standard Price & Price Book Customer Price & Supplier Price Currency Price & Location Price Member Price

5. Range:

☒ Standard Price

☒ Update Standard Price ☐ Update Min Sale Price ☐ Update Max Sale Price ☐ Update Min Purchase Price ☐ Update Max Purchase Price

☐ Update Standard Price 2

☒ By Same Markup Ratio E.g. 1, 0.7, 1.6

☐ By Item Code ☐ By Item Group ☐ By Item Type

☐ Price Book

< Back Next > Close

Step 2: Create Global Price Change Schedule



Global Price Change

Global Price Change

Options Standard Price & Price Book Customer Price & Supplier Price Currency Price & Location Price Member Price

☐ Customer Price

☐ Supplier Price

2.12 Click on Next >

< Back Next > Close

Step 2: Create Global Price Change Schedule



Global Price Change

Global Price Change

Options Standard Price & Price Book Customer Price & Supplier Price Currency Price & Location Price Member Price

☐ Currency Price

☐ Location Price

2.13 Click on Next >

< Back Next > Close

Step 2: Create Global Price Change Schedule

A screenshot of the 'Global Price Change' software window. The window has a title bar with the text 'Global Price Change' and standard window controls. Below the title bar is a green header with the text 'Global Price Change' and a help icon. A tabbed interface shows five tabs: 'Options', 'Standard Price & Price Book', 'Customer Price & Supplier Price', 'Currency Price & Location Price', and 'Member Price'. The 'Member Price' tab is selected. Below the tabs, there is a checkbox labeled 'Member Price' which is checked. At the bottom of the window, there are three buttons: '< Back', 'Next >', and 'Close'. A red callout bubble points to the 'Next >' button with the text '2.14 Click on Next >'. A note in red text is also present in the main area of the window.

Global Price Change

Global Price Change

Options Standard Price & Price Book Customer Price & Supplier Price Currency Price & Location Price Member Price

☒ Member Price

Note: If you don't have AutoCount POS system installed, you may ignore this step.

2.14 Click on Next >

< Back Next > Close

Step 2: Create Global Price Change Schedule

Confirm Change

Standard Price | Price Category | Customer Price | Supplier Price | Currency Price | Location Price | Member Price

Check All | Uncheck All

...	Item Code	UOM	Description	Sales Ta...	Purchas...	Old Price	Based Pr...	Markup ...	Value Be...	Rounding	New Price
<input checked="" type="checkbox"/>	00001	PCS	00001	SR-S	TX-S	84.80	84.80	1.06	80.00	Round U...	80.00
<input checked="" type="checkbox"/>	00002	PCS	00002	SR-S	TX-S	79.50	79.50	1.06	75.00	Round U...	75.00
<input checked="" type="checkbox"/>	00003	PCS	00003	SR-S	TX-S	74.20	74.20	1.06	70.00	Round U...	70.00
<input checked="" type="checkbox"/>	00004	PCS	00004	SR-S	TX-S	80.00	80.00	1.06	75.47	Round U...	75.50
<input checked="" type="checkbox"/>	00008	CTN	00008	SR-S	TX-S	1,272.00	1,272.00	1.06	1,200.00	Round U...	1,200.00
<input checked="" type="checkbox"/>	00008	PCS	00008	SR-S	TX-S	117.60	117.60	1.06	110.94	Round U...	111.00
<input checked="" type="checkbox"/>	00009	BOX	00009	SR-S	TX-S	121.90	121.90	1.06	115.00	Round U...	115.00
<input checked="" type="checkbox"/>	00009	PCS	00009	SR-S	TX-S	21.20	21.20	1.06	20.00	Round U...	20.00
<input checked="" type="checkbox"/>	00010	BOX	00010	SR-S	TX-S	2,438.00	2,438.00	1.06	2,300.00	Round U...	2,300.00
<input checked="" type="checkbox"/>	00010	PCS	00010	SR-S	TX-S	837.20	837.20	1.06	789.81	Round U...	789.90
<input checked="" type="checkbox"/>	00005	PCS	00005	SR-S	TX-S	90.70	90.70	1.06	85.57	Round U...	85.60
<input checked="" type="checkbox"/>	00006	BOX	00006	SR-S	TX-S	1,484.00	1,484.00	1.06	1,400.00	Round U...	1,400.00
<input checked="" type="checkbox"/>	00006	PCS	00006	SR-S	TX-S	318.50	318.50	1.06	300.47	Round U...	300.50

Record 1 of 15

Save Global Price Change

Name:

Change Date Time: ☐ Updated

Save

Change Cancel

2.15 Confirm Change Screen prompt

Step 2: Create Global Price Change Schedule

Confirm Change

Standard Price | Price Category | Customer Price | Supplier Price | Currency Price | Location Price | Member Price

Check All | Uncheck All

...	Item Code	UOM	Description	Sales Ta...	Purchas...	Old Price	Based Pr...	Markup ...	Value Be...	Rounding	New Price
<input checked="" type="checkbox"/>	00001	PCS	00001	SR-S	TX-S	84.80	84.80	1.06	80.00	Round U...	80.00
<input checked="" type="checkbox"/>	00002	PCS	00002	SR-S	TX-S	79.50	79.50	1.06	75.00	Round U...	75.00
<input checked="" type="checkbox"/>	00003	PCS	00003	SR-S	TX-S	74.20	74.20	1.06	70.00	Round U...	70.00
<input checked="" type="checkbox"/>	00004	PCS	00004	SR-S	TX-S	80.00	80.00	1.06	75.47	Round U...	75.50
<input checked="" type="checkbox"/>	00008	CTN	00008	SR-S	TX-S	1,272.00	1,272.00	1.06	1,200.00	Round U...	1,200.00
<input checked="" type="checkbox"/>	00008	PCS	00008	SR-S	TX-S	117.60	117.60	1.06	110.94	Round U...	111.00
<input checked="" type="checkbox"/>	00009	BOX	00009	SR-S	TX-S	121.90	121.90	1.06	115.00	Round U...	115.00
<input checked="" type="checkbox"/>	00009	PCS	00009	SR-S	TX-S	21.20	21.20	1.06	20.00	Round U...	20.00
<input checked="" type="checkbox"/>	00010	BOX	00010	SR-S	TX-S	2,438.00	2,438.00	1.06	2,300.00	Round U...	2,300.00
<input checked="" type="checkbox"/>	00010	PCS	00010	SR-S	TX-S	837.20	837.20	1.06	789.81	Round U...	789.90
<input checked="" type="checkbox"/>	00005	PCS	00005	SR-S	TX-S	90.70	90.70	1.06	85.57	Round U...	85.60
<input checked="" type="checkbox"/>	00006	BOX	00006	SR-S	TX-S	1,484.00	1,484.00	1.06	1,400.00	Round U...	1,400.00
<input checked="" type="checkbox"/>	00006	PCS	00006	SR-S	TX-S	318.50	318.50	1.06	300.47	Round U...	300.50

Record 1 of 15

Save Global Price Change

Name: Save

Change Date Time: ☐ Updated

2.16 Examine the new pricing (You can still edit the pricing over here)

Step 2: Create Global Price Change Schedule

Confirm Change

Standard Price | Price Category | Customer Price | Supplier Price | Currency Price | Location Price | Member Price

Check All | Uncheck All

...	Item Code	UOM	Description	Sales Ta...	Purchas...	Old Price	Based Pr...	Markup ...	Value Be...	Rounding	New Price
<input checked="" type="checkbox"/>	00001	PCS	00001	SR-S	TX-S	84.80	84.80	1.06	80.00	Round U...	80.00
<input checked="" type="checkbox"/>	00002	PCS	00002	SR-S	TX-S	79.50	79.50	1.06	75.00	Round U...	75.00
<input checked="" type="checkbox"/>	00003	PCS	00003	SR-S	TX-S	74.20	74.20	1.06	70.00	Round U...	70.00
<input checked="" type="checkbox"/>	00004	PCS	00004	SR-S	TX-S	80.00	80.00	1.06	75.47	Round U...	75.50
<input checked="" type="checkbox"/>	00008	CTN	00008	SR-S	TX-S	1,272.00	1,272.00	1.06	1,200.00	Round U...	1,200.00
<input checked="" type="checkbox"/>	00008	PCS	00008	SR-S	TX-S	117.60	117.60	1.06	110.94	Round U...	111.00
<input checked="" type="checkbox"/>	00008	PCS	00008	SR-S	TX-S	121.90	121.90	1.06	115.00	Round U...	115.00
<input checked="" type="checkbox"/>	00008	PCS	00008	SR-S	TX-S	21.20	21.20	1.06	20.00	Round U...	20.00
<input checked="" type="checkbox"/>	00008	PCS	00008	SR-S	TX-S	2,438.00	2,438.00	1.06	2,300.00	Round U...	2,300.00
<input checked="" type="checkbox"/>	00008	PCS	00008	SR-S	TX-S	837.20	837.20	1.06	789.81	Round U...	789.90
<input checked="" type="checkbox"/>	00008	PCS	00008	SR-S	TX-S	90.70	90.70	1.06	85.57	Round U...	85.60
<input checked="" type="checkbox"/>	00008	PCS	00008	SR-S	TX-S	1,484.00	1,484.00	1.06	1,400.00	Round U...	1,400.00
<input checked="" type="checkbox"/>	00008	PCS	00008	SR-S	TX-S	300.47	300.47	1.06	300.47	Round U...	300.50

2.17 Fill in the Name and Change Date Time (01/06/2018). Note: Date Time is for reminder purpose, you may put your desire date and time that you wish system to remind you.

2.18 Click on Save

2.19 Click on OK

Save Global Price Change

Name:

Change Date Time: ☐ Updated

AutoCount Accounting

Save done.

Step 2: Create Global Price Change Schedule

Confirm Change

Standard Price | Price Category | Customer Price | Supplier Price | Currency Price | Location Price | Member Price

Check All | Uncheck All

...	Item Code	UOM	Description	Sales Ta...	Purchas...	Old Price	Based Pr...	Markup ...	Value Be...	Rounding	New Price
<input checked="" type="checkbox"/>	00001	PCS	00001	SR-S	TX-S	84.80	84.80	1.06	80.00	Round U...	80.00
<input checked="" type="checkbox"/>	00002	PCS	00002	SR-S	TX-S	79.50	79.50	1.06	75.00	Round U...	75.00
<input checked="" type="checkbox"/>	00003	PCS	00003						6	70.00	Round U...
<input checked="" type="checkbox"/>	00004	PCS	00004						6	75.47	Round U...
<input checked="" type="checkbox"/>	00008	CTN	00008						6	1,200.00	Round U...
<input checked="" type="checkbox"/>	00008	PCS	00008						6	110.94	Round U...
<input checked="" type="checkbox"/>	00009	BOX	00009						6	115.00	Round U...
<input checked="" type="checkbox"/>	00009	PCS	00009						6	20.00	Round U...
<input checked="" type="checkbox"/>	00010	BOX	00010	SR-S	TX-S			1.06	2,300.00	Round U...	2,300.00
<input checked="" type="checkbox"/>	00010	PCS	00010	SR-S	TX-S			1.06	789.81	Round U...	
<input checked="" type="checkbox"/>	00005	PCS	00005	SR-S	TX-S			1.06			
<input checked="" type="checkbox"/>	00006	BOX	00006	SR-S	TX-S	1,484.00	1,484.00	1.06	1,400.00		
<input checked="" type="checkbox"/>	00006	PCS	00006	SR-S	TX-S	318.50	318.50	1.06	300.47	Round U...	300.50

Record 1 of 15

AutoCount Accounting

Are you sure you want to cancel the price change?

Yes No

2.21 Click on Yes

2.20 Click on Cancel

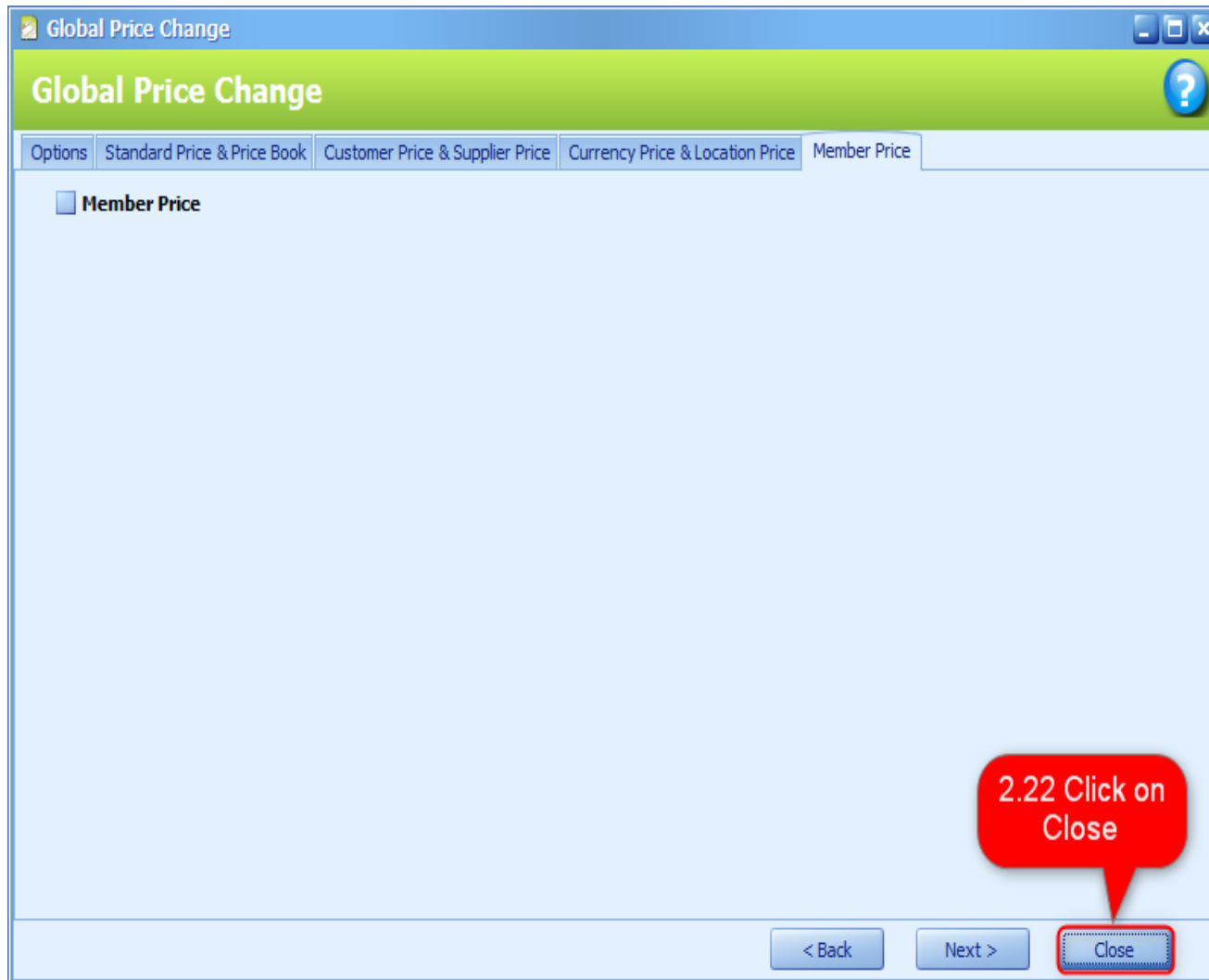
Save Global Price Change

Name: GST MARK DOWN PRICE Save

Change Date Time: 01/06/2018 00:00:00 Updated

Change Cancel

Step 2: Create Global Price Change Schedule

A screenshot of a software window titled 'Global Price Change'. The window has a blue title bar with standard window controls. Below the title bar is a green header area with the text 'Global Price Change' and a blue question mark icon. Underneath the header is a tabbed interface with five tabs: 'Options', 'Standard Price & Price Book', 'Customer Price & Supplier Price', 'Currency Price & Location Price', and 'Member Price'. The 'Member Price' tab is currently selected. Below the tabs is a large light blue area containing a checkbox labeled 'Member Price'. At the bottom of the window are three buttons: '< Back', 'Next >', and 'Close'. A red speech bubble with the text '2.22 Click on Close' points to the 'Close' button, which is also highlighted with a red rectangular border.

Step 2: Create Global Price Change Schedule

File G/L A/R A/P Inquiry Stock Sales Purchase Bonus Point Point of Sale General Maintenance Tools GST Window Help

Global Price Change Schedule Maintenance

Hint: Global Price Schedule Maintenance allows you to create and maintain the price change record.

New Edit Delete

Name	Change Date Time
GST MARK DOWN PRICE	01/06/2018 00:00:00

2.23 Global Price Change Schedule will be created

Note:

- You can come either back to this screen and perform Global Price Change at 01 June 2018 before you start doing business. (Refer to Step 3)

OR

- Enable reminder on 01 June 2018 to ask you to perform Global Price Change. (Refer to Step 4)

Step 3: Manually Perform Global Price Change On 01 June 2018



- On 01 June 2018, Go to Tools > Global Price Change

The screenshot shows the 'Global Price Change Schedule Maintenance' window. The menu bar includes File, G/L, A/R, A/P, Inquiry, Stock, Sales, Purchase, Bonus Point, Point of Sale, General Maintenance, Tools, GST, Window, and Help. The window title is 'Global Price Change Schedule Maintenance'. A hint text reads: 'Hint: Global Price Schedule to create and maintain the price change record.' Below the hint are three buttons: 'New', 'Edit', and 'Delete'. The 'Edit' button is highlighted with a red box. A red callout bubble with the text '3.02 Click on Edit' points to the 'Edit' button. Below the buttons is a table with two columns: 'Name' and 'Change Date Time'. The table contains one record: 'GST MARK DOWN PRICE' with a change date time of '01/06/2018 00:00:00'. A red callout bubble with the text '3.01 Select the previously saved record' points to the 'GST MARK DOWN PRICE' record. An orange arrow points from the 'GST MARK DOWN PRICE' record to the 'Edit' button.

File G/L A/R A/P Inquiry Stock Sales Purchase Bonus Point Point of Sale General Maintenance Tools GST Window Help

Global Price Change Schedule Maintenance

Hint: Global Price Schedule to create and maintain the price change record.

New Edit Delete

Name	Change Date Time
GST MARK DOWN PRICE	01/06/2018 00:00:00

3.02 Click on Edit

3.01 Select the previously saved record

Step 3: Manually Perform Global Price Change On 01 June 2018



Global Price Change

Global Price Change

Options Standard Price & Price Book Customer Price & Supplier Price Currency Price & Location Price Member Price

1. Filter Options:

Item Code: No filter

Item Group: No filter

Item Type: No filter

Sales Tax Type: No filter

Purchase Tax Type: No filter

☐ Unit Price From Price: to

2. Calculate On

Cost: ☐ Standard Cost

☐ Real Cost

☐ Average Up-To-Date Cost

Price: ☒ Price

3. Calculate Method: Divide

4. Rounding Method: Round Up to 10 Cents

3.03 Click on Next >

< Back Next > Close

Step 3: Manually Perform Global Price Change On 01 June 2018



Global Price Change

Global Price Change

Options Standard Price & Price Book Customer Price & Supplier Price Currency Price & Location Price Member Price

5. Range:

☒ Standard Price

☒ Update Standard Price ☐ Update Min Sale Price ☐ Update Max Sale Price ☐ Update Min Purchase Price ☐ Update Max Purchase Price

☐ Update Standard Price 2

☒ By Same Markup Ratio E.g. 1, 0.7, 1.6

☐ By Item Code ☐ By Item Group ☐ By Item Type

☐ Price Book

3.04 Click on Next >

< Back Next > Close

Step 3: Manually Perform Global Price Change On 01 June 2018



Global Price Change

Options Standard Price & Price Book Customer Price & Supplier Price Currency Price & Location Price Member Price

☐ Customer Price

☐ Supplier Price

3.05 Click on Next >

< Back Next > Close

Step 3: Manually Perform Global Price Change On 01 June 2018



Global Price Change

Global Price Change

Options Standard Price & Price Book Customer Price & Supplier Price Currency Price & Location Price Member Price

☐ Currency Price

☐ Location Price

3.06 Click on Next >

< Back Next > Close

Step 3: Manually Perform Global Price Change On 01 June 2018



Global Price Change

Options Standard Price & Price Book Customer Price & Supplier Price Currency Price & Location Price Member Price

☐ Member Price

3.07 Click on Next >

< Back Next > Close

Step 3: Manually Perform Global Price Change On 01 June 2018



Confirm Change

Standard Price | Price Category | Customer Price | Supplier Price | Currency Price | Location Price | Member Price

Check All | Uncheck All

Item Code	UOM	Description	Sales Ta...	Purchas...	Old Price	Based Pr...	Markup ...	Value Be...	Rounding	New Price
0000				TX-S	84.80	84.80	1.06	80.00	Round U...	80.00
0000				TX-S	79.50	79.50	1.06	75.00	Round U...	75.00
0000				TX-S	74.20	74.20	1.06	70.00	Round U...	70.00
0000				TX-S	80.00	80.00	1.06	75.47	Round U...	75.50
0000				TX-S	1,272.00	1,272.00	1.06	1,200.00	Round U...	1,200.00
0000				TX-S	117.60	117.60	1.06	110.94	Round U...	111.00
00009	SR-S								Round U...	115.00
00009	SR-S								Round U...	20.00
00010	SR-S								Round U...	2,300.00
00010	SR-S								Round U...	789.90
00005	PCS								Round U...	85.60
00006	BOX	00006							Round U...	1,400.00
00006	PCS	00006			318.50	318.50	1.06	300.47	Round U...	300.50

Record 1 of 15

AutoCount Accounting

Global Price Change completed.

OK

AutoCount Accounting

Are you sure you want to CHANGE the price?

Yes No

Save Global Price Change

Name: GST MARK DOWN PRICE

Change Date Time: 01/06/2018 00:00:00

Updated

Save

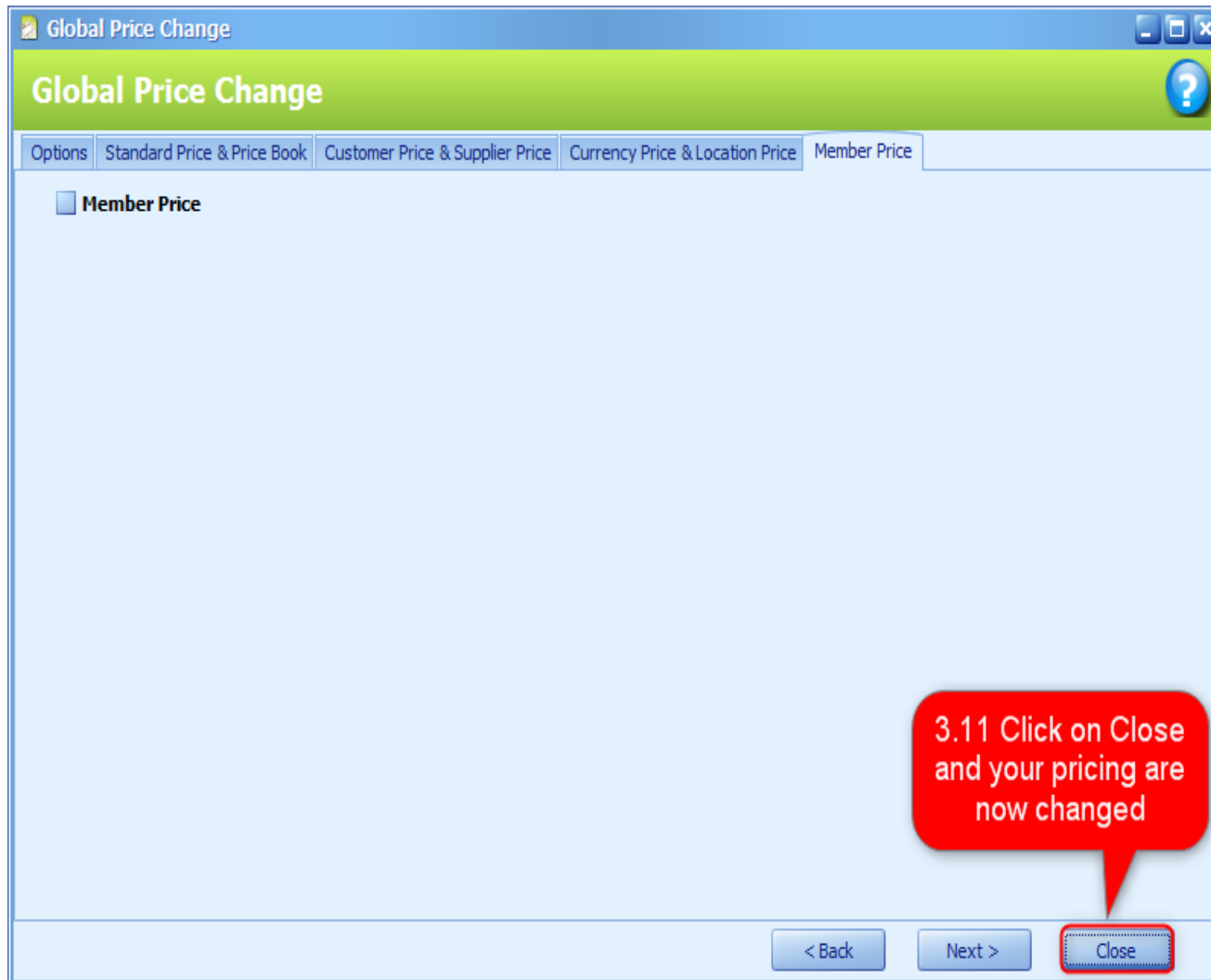
Change Cancel

3.10 Click on OK

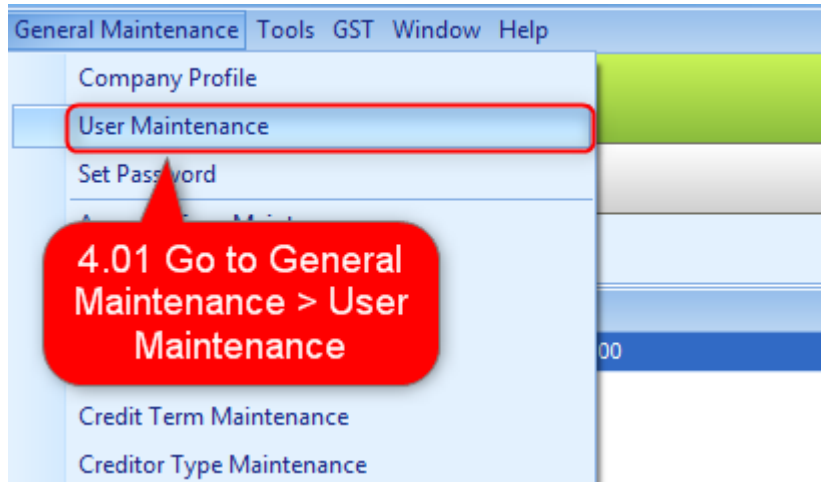
3.09 Click on Yes

3.08 Click on Change

Step 3: Manually Perform Global Price Change On 01 June 2018



Step 4: Enable Reminder To Perform Global Price Change On 01 June 2018



Step 4: Enable Reminder To Perform Global Price Change On 01 June 2018



File G/L A/R A/P Inquiry Stock Sales Purchase Bonus Point Point of Sale General Maintenance Tools GST Window Help

Access Rights Maintenance

Search for Access Right

4.02 Go to Access Rights

4.03 Drill down to AutoCount Accounting > Tools > Global Price Change > Prompt Global Price Change Reminder

4.04 Assign the User / User Group to those who need to be reminded on 01 June 2018

Description	Users & Groups
AutoCount Accounting	
General Ledger	
Account Receivable	
Account Payable	
Invoicing	
Stock	
Manufacturing	
Business Flow	
General Maintenance	
Tools	
Report Designer	
Backup	
Recalculate Stock Costing	
Module Setting	
Option	
Restore	
Change Code	
Account Book Registration	
Global Price Change	
Show Global Price Change	ADMINS
Open Global Price Change	ADMINS
Prompt Global Price Change Reminder	ADMINS
Network Users Monitor	

Set Access Rights

Apply Cancel

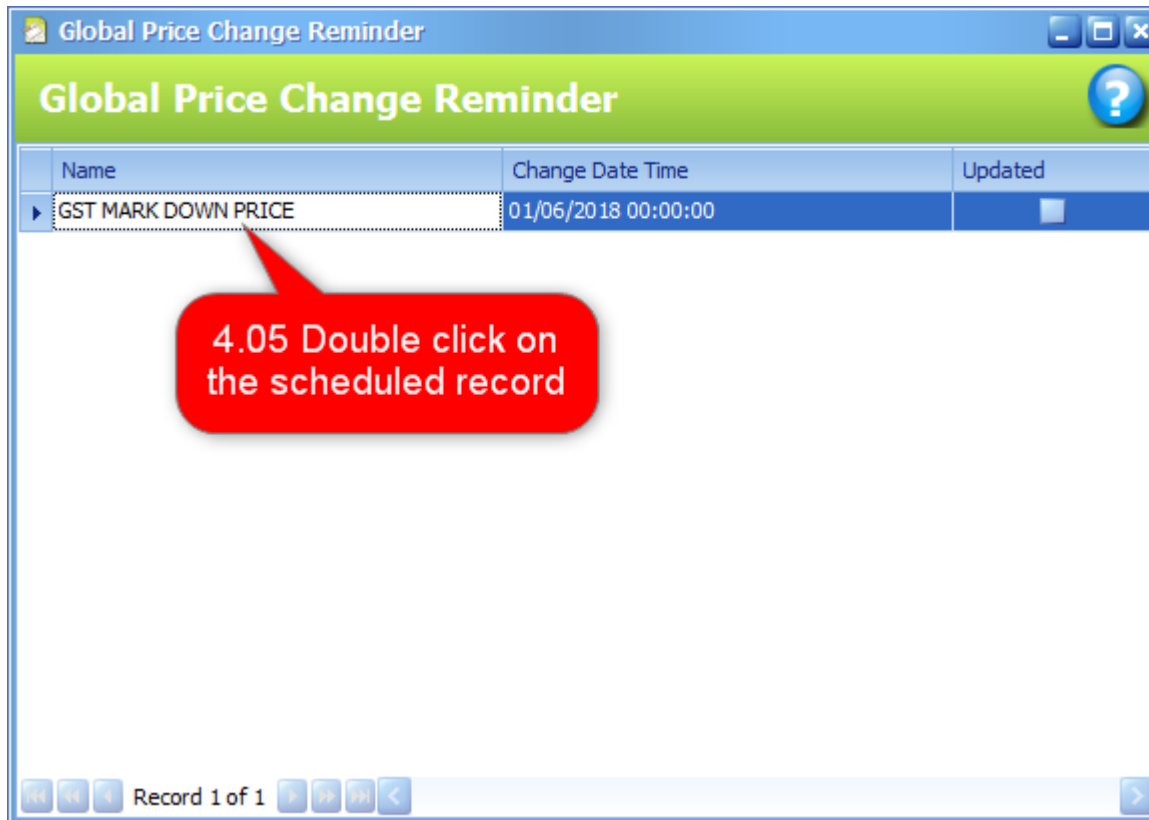
Select All Clear All

<input type="checkbox"/>	ACCOUNTS
<input checked="" type="checkbox"/>	ADMINS
<input type="checkbox"/>	CASHIER
<input type="checkbox"/>	FINANCEMGR
<input type="checkbox"/>	INVMGR
<input type="checkbox"/>	PURCHASES
<input type="checkbox"/>	SALES
<input type="checkbox"/>	STOCKS
<input type="checkbox"/>	ADMIN
<input type="checkbox"/>	AOTG
<input type="checkbox"/>	CASHIER

Step 4: Enable Reminder To Perform Global Price Change On 01 June 2018



- On 01 June 2018, once you login into AutoCount, the Global Price Change Reminder will then prompt up to remind you to perform Global Price Change.



Step 4: Enable Reminder To Perform Global Price Change On 01 June 2018



Confirm Change

Standard Price | Price Category | Customer Price | Supplier Price | Currency Price | Location Price | Member Price

Check All | Uncheck All

AutoCount Accounting

Global Price Change completed.

OK

4.08 Click on OK and your pricing are now changed

AutoCount Accounting

Are you sure you want to CHANGE the price?

Yes No

4.07 Click on Yes

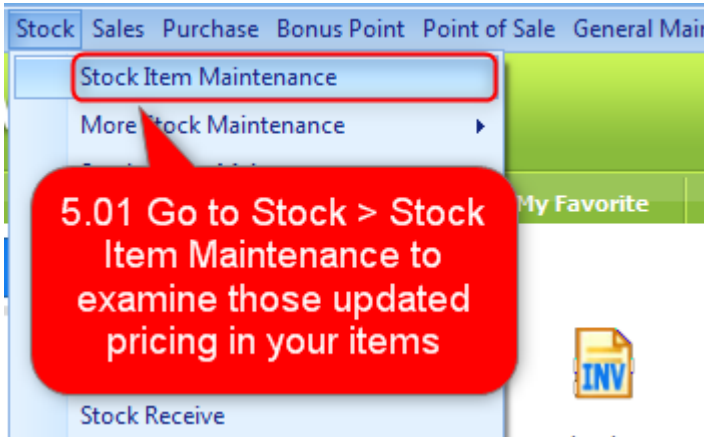
4.06 Click on Change

Item Code	U	Old Price	Based Price	Markup ...	Value Be...	Rounding	New Price
00001	PC	84.80	84.80	1.06	80.00	Round Up...	80.00
00002	PC	79.50	79.50	1.06	75.00	Round Up...	75.00
00003	PC	74.20	74.20	1.06	70.00	Round Up...	70.00
00004	SR-S						
00008	SR-S						
00008	SR-S						
00009	SR-S						
00009	PCS						
00010	BOX						
00010	PCS						
00005	PCS						
00006	BOX						
00006	PCS						
00007	BOX						
00007	PCS						

Record 1 of 15

Change Cancel

Step 5: Verify The Updated Pricing



THANK YOU

Account | Billing | Stock | POS | Payroll

Microsoft
GOLD CERTIFIED
Partner

ISV/Software Solutions

