

POS Release Note 5.0.28.152

Bug Fixes:

	Description
7929	Fix promotion PWP when FOC item does not apply during certain condition.
8122	Fix Sales Order Recall Bill promotion will reload again.
8149	Fix POS5 management studio form launching problem after update DevExpress.
8152	Fix error when preview credit sales details listing report (receipt size) BE & FE.
8162	Fix unable to receive Goods In Transit when item consist of serial number.
8185	Fix serial no SO at delivery screen will multiply the quantity during certain condition.
8196	Fix when perform full sync, UDF at FE will become null.
8200	Fix scale barcode price does not follow debtor's multi price, member price and promotion.
8265	Fix refund bill need to reverse bonus point

Enhancement:

ID	Description
8159	Add Goods In Transit to Customize Button function.
8221	Add UserID and UserName at POS Multi-Dimensional Analysis.
8224	Add access right "Close Counter For Terminal" and "Close Counter For Cashier".
8230	Auto load qty from digital scale machine.

Document Prepared by Jacky

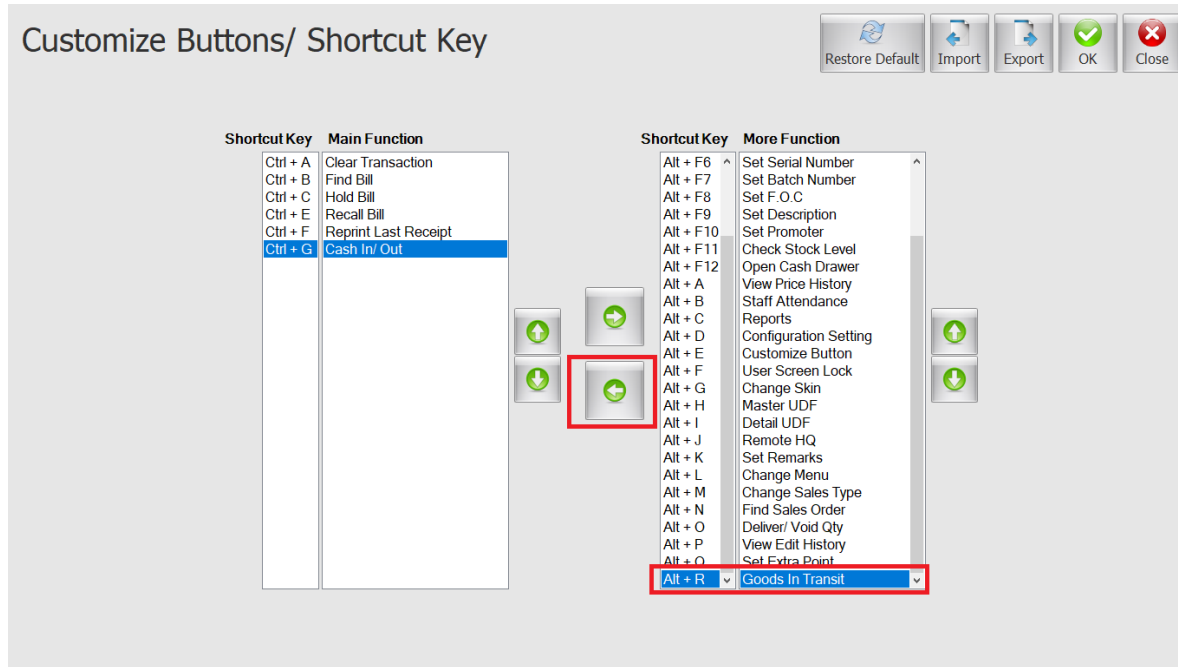
Last Modified 28th December 2020

Highlights of Changes in 5.0.28.152

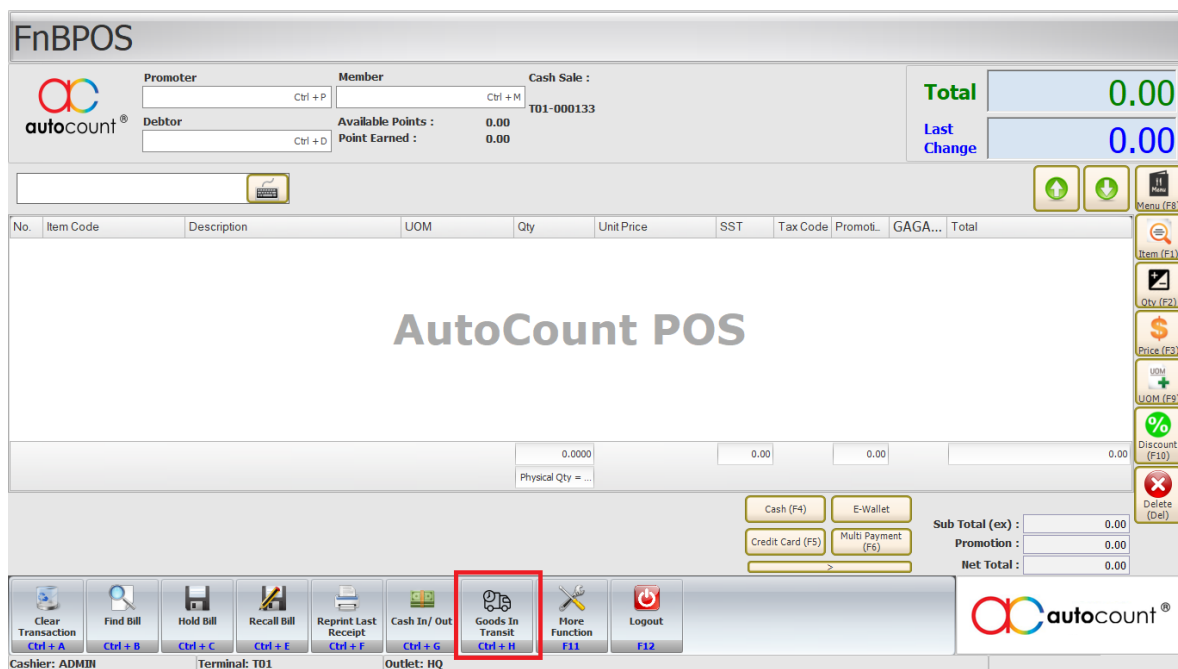
ID: 8159 Add Goods In Transit to customized button function.

User can now customize GIT button for better user experience.

To set, go to **More Function > Customize Button**. Then click on the arrow that point to left.

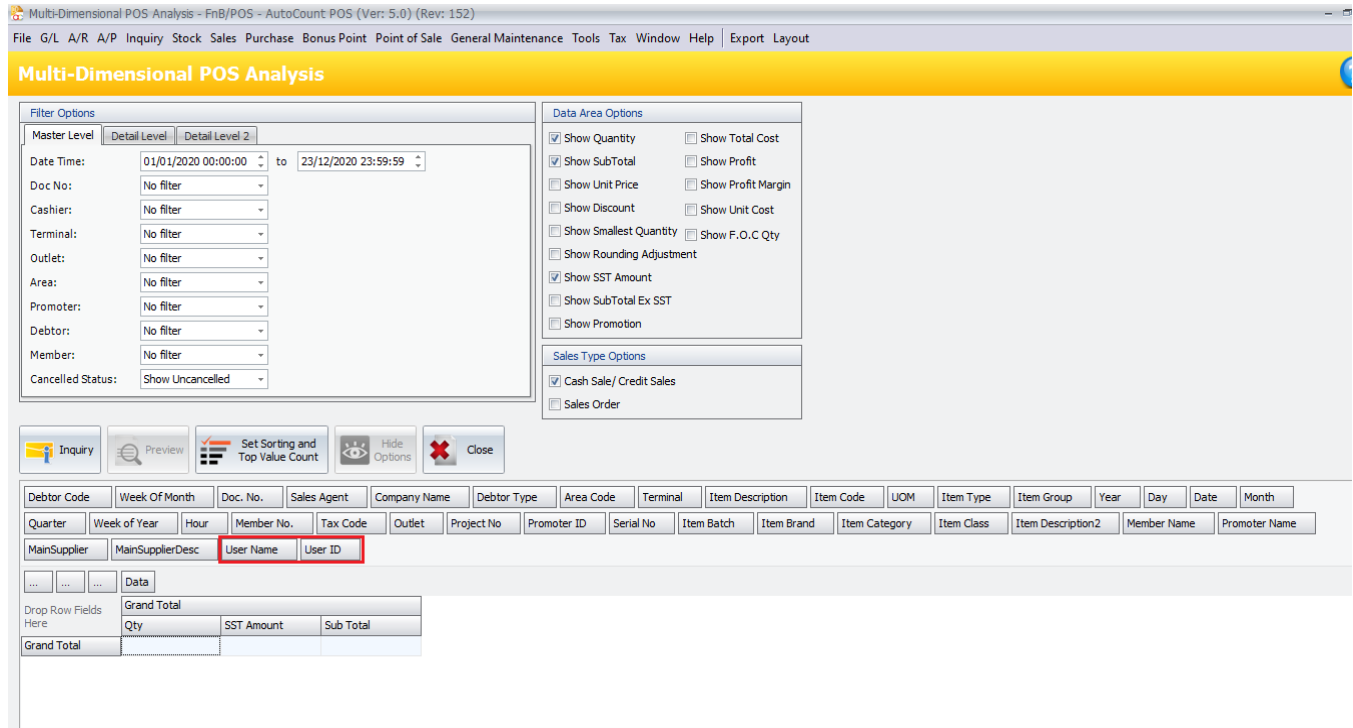


Now the button will appear at the transaction screen.



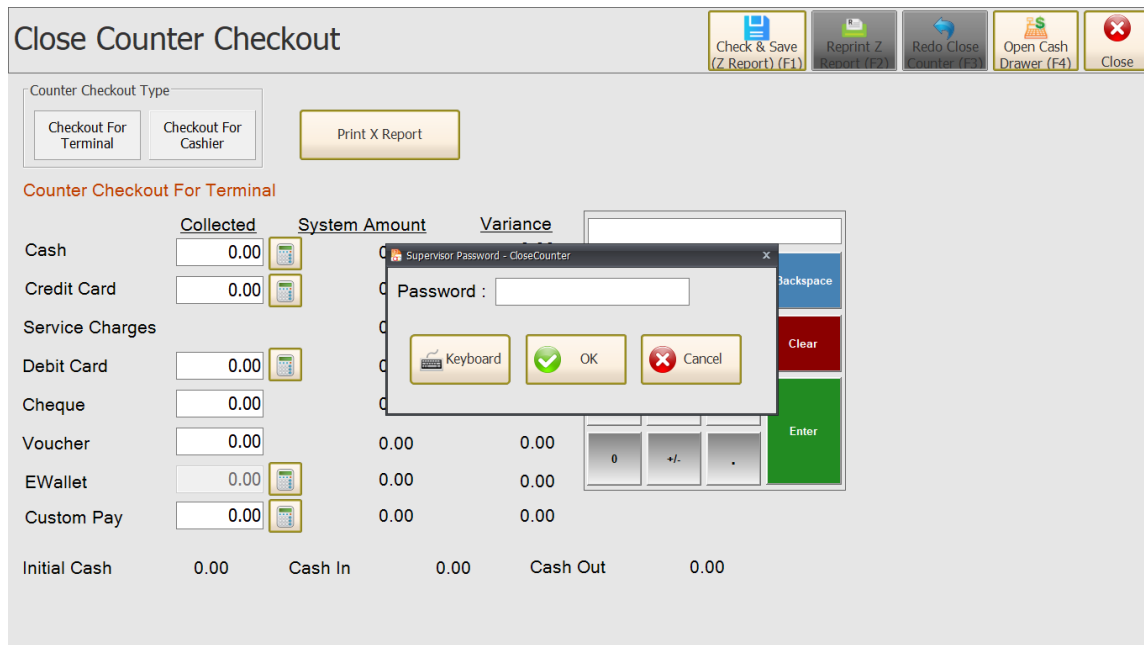
ID: 8221 Add UserID and UserName at POS Multi-Dimensional Analysis.

Multi-Dimensional Analysis report had further enhancement so user can enjoy more variety of options for their reporting.



ID: 8224 Add access right “Close Counter For Terminal” and “Close Counter For Cashier”.

Due to some special hierarchy at a company, the close counter procedure normally perform by supervisor, therefore we have added access right to control.

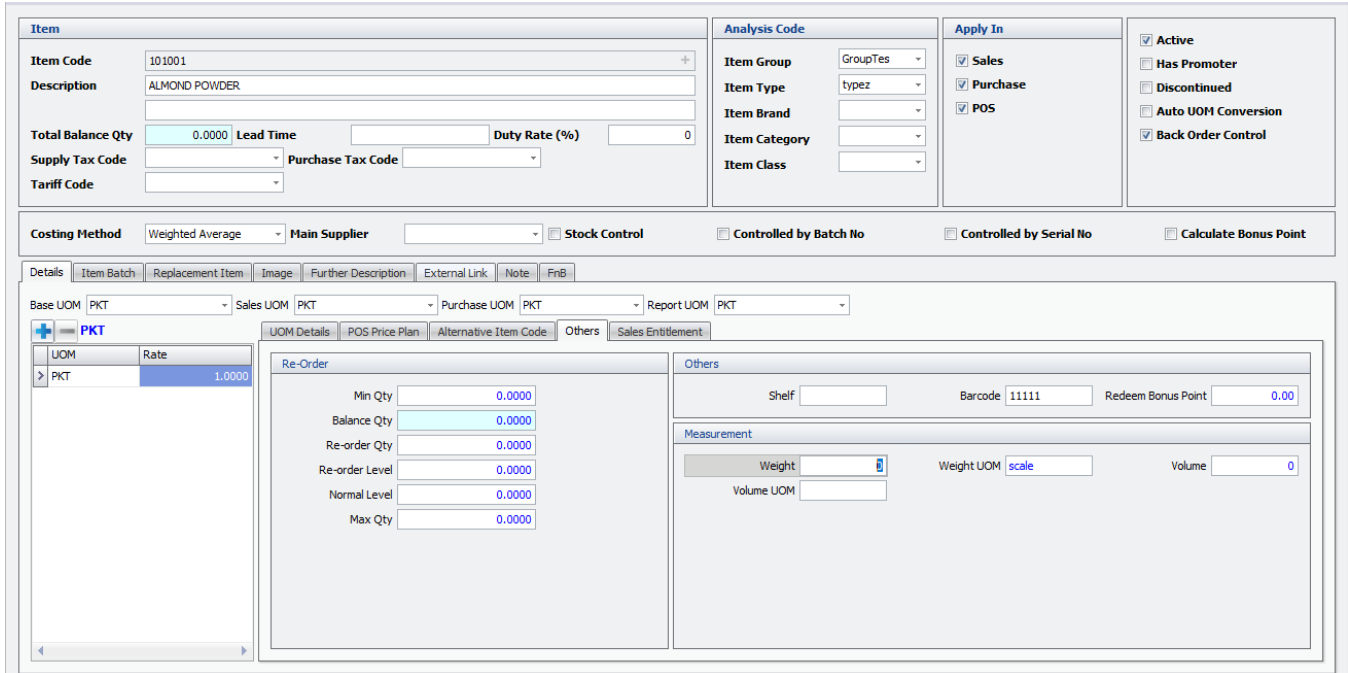


ID: 8230 Auto load quantity from digital scale machine.

Some of user find it troublesome need to click read everytime they scale, therefore we added a feature that enable the system to auto read the quantity from digital scale.

To enable, go to **Stock Item Maintenance > New/Edit > UOM > Others.**

User must input **“scale”** at **Weight UOM** as shown below to enable the system to determine whether this item needed to read from scale or not since not all item may need to be read on scale.



The screenshot shows the 'UOM - Others' configuration screen for item 101001 (ALMOND POWDER). The 'Weight UOM' field is set to 'scale'. Other fields include 'Min Qty', 'Balance Qty', 'Re-order Qty', 'Re-order Level', 'Normal Level', and 'Max Qty', all set to 0.0000. The 'Measurement' section shows 'Weight UOM' as 'scale' and 'Volume UOM' as empty. The 'Apply In' section has 'Sales', 'Purchase', and 'POS' checked. The 'Active' checkbox is also checked.