

## AutoCount Payroll Release Note for Version 2.10 Build 0

Note: Please Backup your Payroll Data before performing any installation on new version.

### A. Changes for AutoCount Payroll – Version 2.10 Build 0 (Release Date: 10/01/2019)

1. Update PCB 2019
  - Deduction for Net Deposit in **Skim Simpanan Pendidikan Nasional (SSPN)** is **increased from RM 6,000 to RM 8,000.**
  - Separate deduction for contribution made to approved provident funds and payment for life insurance premiums or takaful contribution as follow:
    - Income Tax Relief on contribution to approved provident funds up to **RM 4,000** and
    - Income Tax Relief on takaful contributions or payment for life insurance premiums up to **RM 3,000.**
  - Deletion of deduction **Interest on Housing Loan.**
2. Update the following form / reports:
  - Income Tax EA – 2018
  - Income Tax EA – 2018 (Longer Address Field)
  - Income Tax EA – English 2018
  - Income Tax CP 8D – 2018

### B. What to do after installation of this new version 2.10 Build 0:

1. Re-register each of your payroll database at **File | Register Payroll Database** before moving on with payroll processing.  
*\*Note: If you do not re-register with the new license code, you will not able to create payroll.*

### C. Important Notes:

#### EPF – Change of Contribution Table

There will be new EPF Contribution Table which affect those employees above **age 60** (Malaysia Citizens only). This category of employees will contribute at **0% for Employee** portion and **4% for Employer** portion.

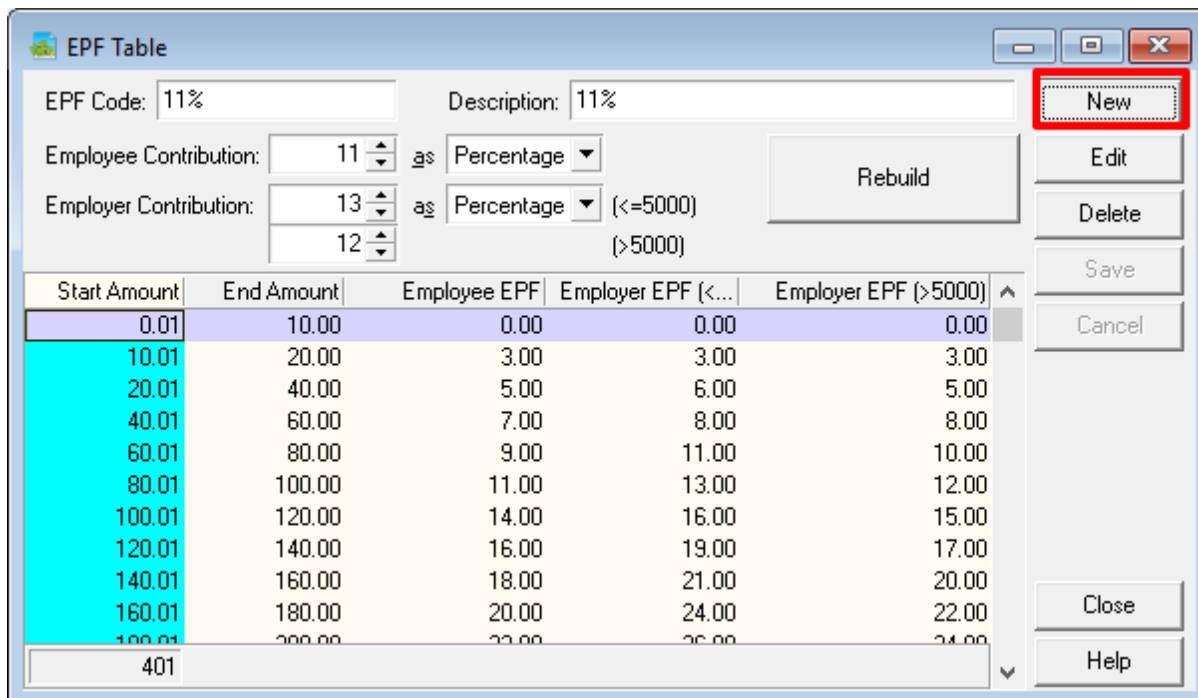
	Employee Rate	Employer Rate	
Standard	11%	13% 12% (above RM5,000)	
Foreigner	11%	RM5	
Standard (above age of 60) – non-Malaysian Citizens	5.5%	6.5% 6% (above RM5,000)	
Foreigner (above age of 60)	5.5%	RM5	
Standard (above age of 60) – Malaysian citizens	0	4%	New Table

For further details, may refer to:

[http://www.kwsp.gov.my/portal/documents/10180/175560/JADUAL\\_KETIGA\\_04012019\\_ENG.pdf](http://www.kwsp.gov.my/portal/documents/10180/175560/JADUAL_KETIGA_04012019_ENG.pdf)

### What to do in AutoCount Payroll?

1. Add a new EPF table.
2. Go to **Payroll → Maintenance → EPF Table → Click New** (Refer Figure 1).

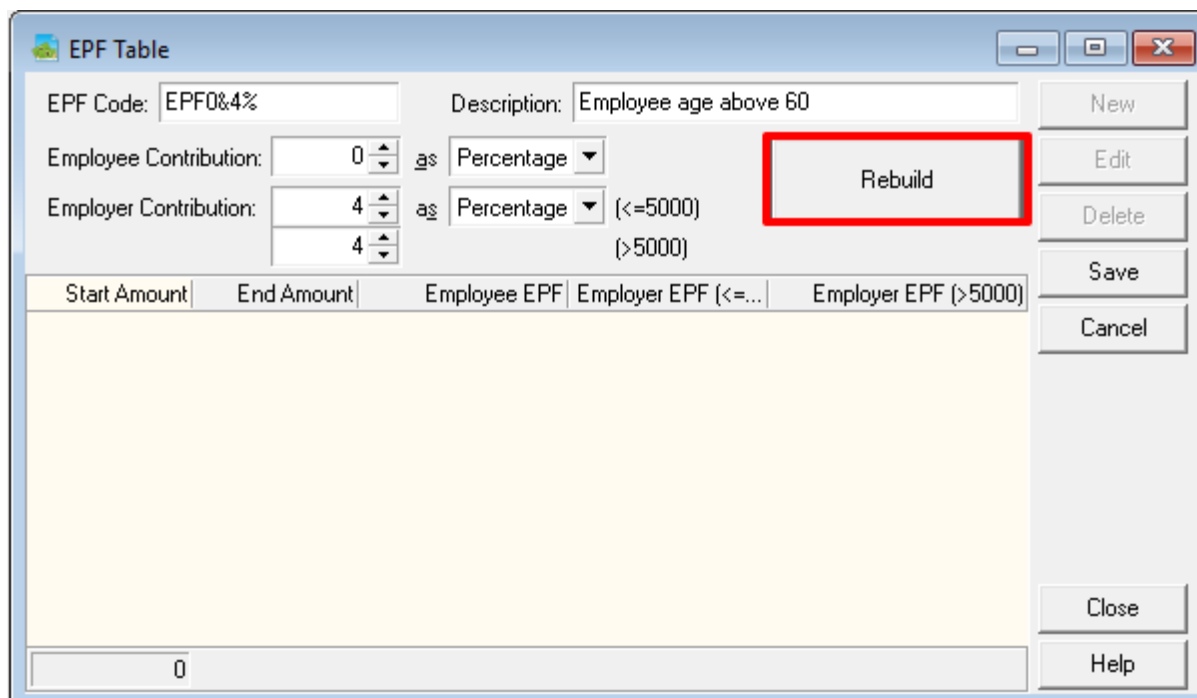


The screenshot shows the 'EPF Table' window. The 'EPF Code' is '11%' and the 'Description' is '11%'. The 'Employee Contribution' is '11' as a 'Percentage'. The 'Employer Contribution' is '13' as a 'Percentage' for amounts less than or equal to 5000, and '12' for amounts greater than 5000. A 'Rebuild' button is visible. The table below shows the contribution rates for different salary ranges. The 'New' button in the top right corner is highlighted with a red box.

Start Amount	End Amount	Employee EPF	Employer EPF (<=5000)	Employer EPF (>5000)
0.01	10.00	0.00	0.00	0.00
10.01	20.00	3.00	3.00	3.00
20.01	40.00	5.00	6.00	5.00
40.01	60.00	7.00	8.00	8.00
60.01	80.00	9.00	11.00	10.00
80.01	100.00	11.00	13.00	12.00
100.01	120.00	14.00	16.00	15.00
120.01	140.00	16.00	19.00	17.00
140.01	160.00	18.00	21.00	20.00
160.01	180.00	20.00	24.00	22.00
180.01	200.00	22.00	26.00	24.00

Figure 1

3. Maintain the new table (key in rate) and click **Rebuild** and **Save** (Refer Figure 2).

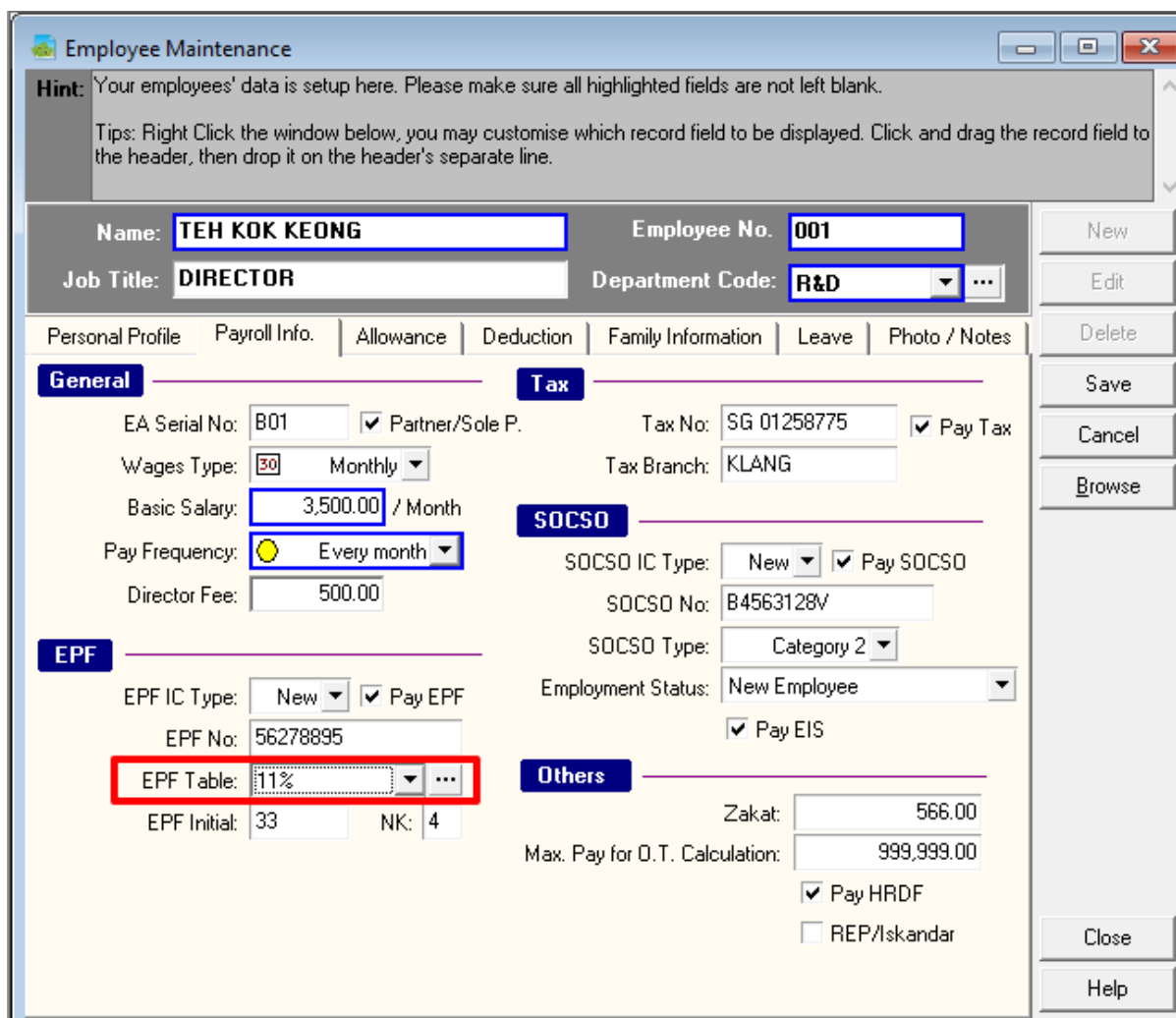


The screenshot shows the 'EPF Table' window. The 'EPF Code' is 'EPF0&4%' and the 'Description' is 'Employee age above 60'. The 'Employee Contribution' is '0' as a 'Percentage'. The 'Employer Contribution' is '4' as a 'Percentage' for amounts less than or equal to 5000, and '4' for amounts greater than 5000. A 'Rebuild' button is highlighted with a red box. The table below is empty.

Start Amount	End Amount	Employee EPF	Employer EPF (<=5000)	Employer EPF (>5000)
--------------	------------	--------------	-----------------------	----------------------

Figure 2

- Assign the EPF table to affected / related employees in **Employee Maintenance** (Refer Figure 3).



**Employee Maintenance**

Hint: Your employees' data is setup here. Please make sure all highlighted fields are not left blank.  
 Tips: Right Click the window below, you may customise which record field to be displayed. Click and drag the record field to the header, then drop it on the header's separate line.

Name: **TEH KOK KEONG** Employee No. **001**  
 Job Title: **DIRECTOR** Department Code: **R&D**

Personal Profile Payroll Info. Allowance Deduction Family Information Leave Photo / Notes

**General** **Tax**

EA Serial No: B01 ☒ Partner/Sole P. Tax No: SG 01258775 ☒ Pay Tax  
 Wages Type: 30 Monthly Tax Branch: KLANG  
 Basic Salary: 3,500.00 / Month  
 Pay Frequency: ☒ Every month  
 Director Fee: 500.00

**SOCSO**

SOCSO IC Type: New ☒ Pay SOCSO  
 SOCSO No: B4563128V  
 SOCSO Type: Category 2  
 Employment Status: New Employee  
☒ Pay EIS

**EPF**

EPF IC Type: New ☒ Pay EPF  
 EPF No: 56278895  
**EPF Table: 11%**  
 EPF Initial: 33 NK: 4

**Others**

Zakat: 566.00  
 Max. Pay for O.T. Calculation: 999,999.00  
☒ Pay HRDF  
☐ REP/Iskandar

New Edit Delete Save Cancel Browse Close Help

Figure 3

## SOCSSO

Foreigner will now need to contribute SOCSSO at the rate of **1.25%**.

For further details may refer to: <https://www.perkeso.gov.my/index.php/ms/perindungan-perkeso-untuk-pekerja-asing>

## What to do in AutoCount Payroll?

- For affected / related employees as mentioned. Need to tick on the **"Pay SOCSSO"** and set the SOCSSO type to **Category 2**. Remember to fill in **SOCSSO No.** as well (Refer Figure 4).

*\*Note: Please do not tick "Pay EIS" as it is applicable for Malaysian only.*

## Maintain Employee

**Hint:** Your employees' data is setup here. Please make sure all highlighted fields are not left blank.

Tips: Right Click the window below, you may customise which record field to be displayed. Click and drag the record field to the header, then drop it on the header's separate line.

**Name:** TEH KOK KEONG

**Employee No.:** 001

**Job Title:** DIRECTOR

**Department Code:** R&D

New

Edit

Delete

Save

Cancel

Browse

Personal Profile

Payroll Info.

Allowance

Deduction

Family Information

Leave

Photo / Notes

**General**

EA Serial No: B01
☐ Partner/Sole P.

Wages Type: 30 Monthly

Basic Salary: 3,500.00 / Month

Pay Frequency: Every month

Director Fee: 0.00

**EPF**

EPF IC Type: New ☒ Pay EPF

EPF No: 56278895

EPF Table: 11%

EPF Initial:  NK:

**Tax**

Tax No: SG 01258775 ☒ Pay Tax

Tax Branch: KLANG

**SOCSSO**

SOCSSO IC Type: New ☒ Pay SOCSSO

SOCSSO No: 123456789012

SOCSSO Type: Category 2

Employment Status: New Employee

☐ Pay EIS

**Others**

Zakat:

Max. Pay for O.T. Calculation: 999,999.00

☐ Pay HRDF

☐ REP/Iskandar

<< Previous Task
Next Task >>
Exit

Figure 4

Prepared by Mei, Jae Sen

Last Modified 10<sup>th</sup> Jan 2019