

## FnB Release Note 5.0.27.147

### Bug Fixes:

ID	Description
7425	Fix remote HQ create new will not response if have saved template form.
7426	Fix after receive stock from GIT, system will not accept "enter" command at barcode input.
7517	Fix Item Not Found message box does not prompt out.

### Enhancement:

ID	Description
3585	Support auto updates for pos frontend.
7441	Add Service Type on auto prompt maintenance.
7568	Support Thai Language for front-end.
7569	Support print barcode for FnB front-end.
7585	Predefined credit card and debit card when create new account book at backend.
7654	Support new e-wallet type for Prestopay and Shopeepay.

*Document Prepared by Jacky*

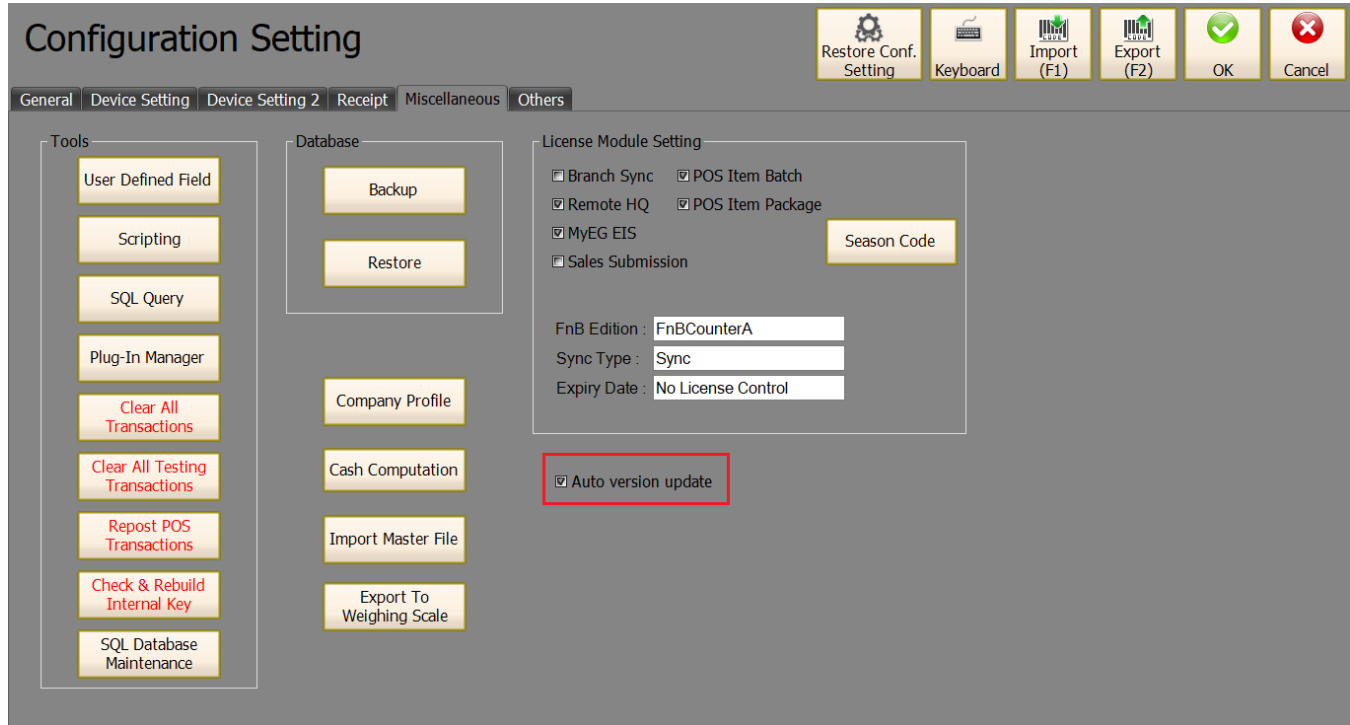
*Last Modified 30<sup>th</sup> September 2020*

## Highlights of Changes in 5.0.27.147

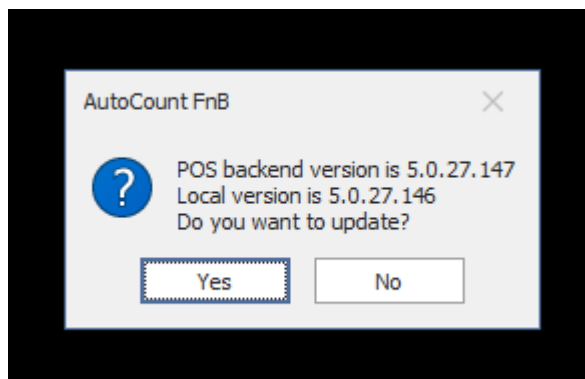
### ID: 3585 Support auto updates for pos frontend

In this revision, frontend now will able to auto update by following your backend version.

To enable, go to **More Function > Settings > Configuration Settings > Miscellaneous > Enable Auto version update**



Then perform synchronization, frontend will send its version info to server and will do matching, if it is same version then nothing will happen but if version does not match, frontend will download the installer (running at background) which matches backend version. When the download complete, just reopen the application, an update confirmation will prompt. User can still choose not to update if it hinder with your operation but be aware that if the version is not match, transaction will not be able to sync back to HQ.



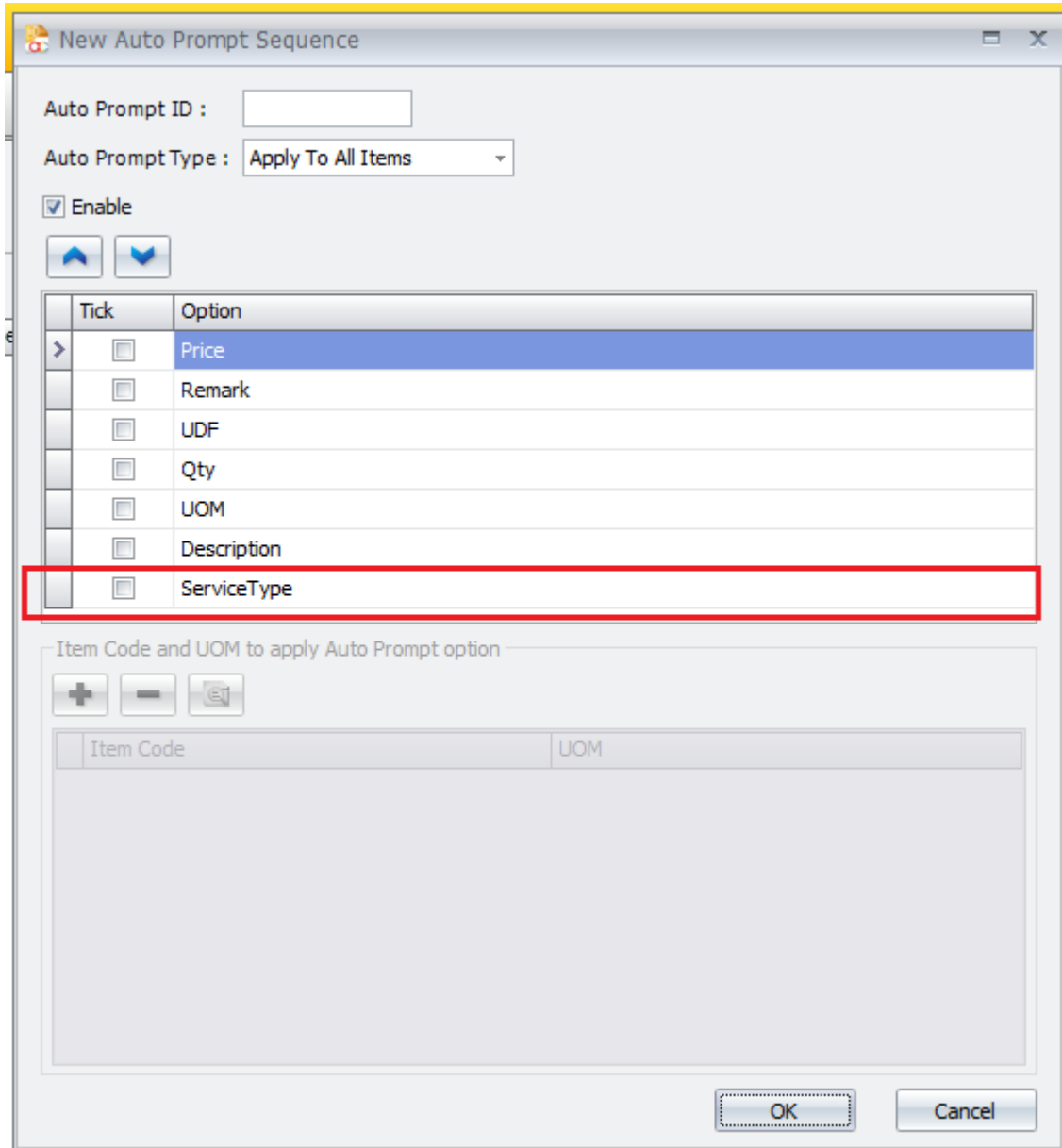
Just press yes if you wish to update and follow the instruction as given.

Only revision 146 and above will support auto update feature which mean user have to manual update the version to at least 146 and above.

### ID: 7441 Add Service Type on auto prompt maintenance

User now can set auto prompt for service type.

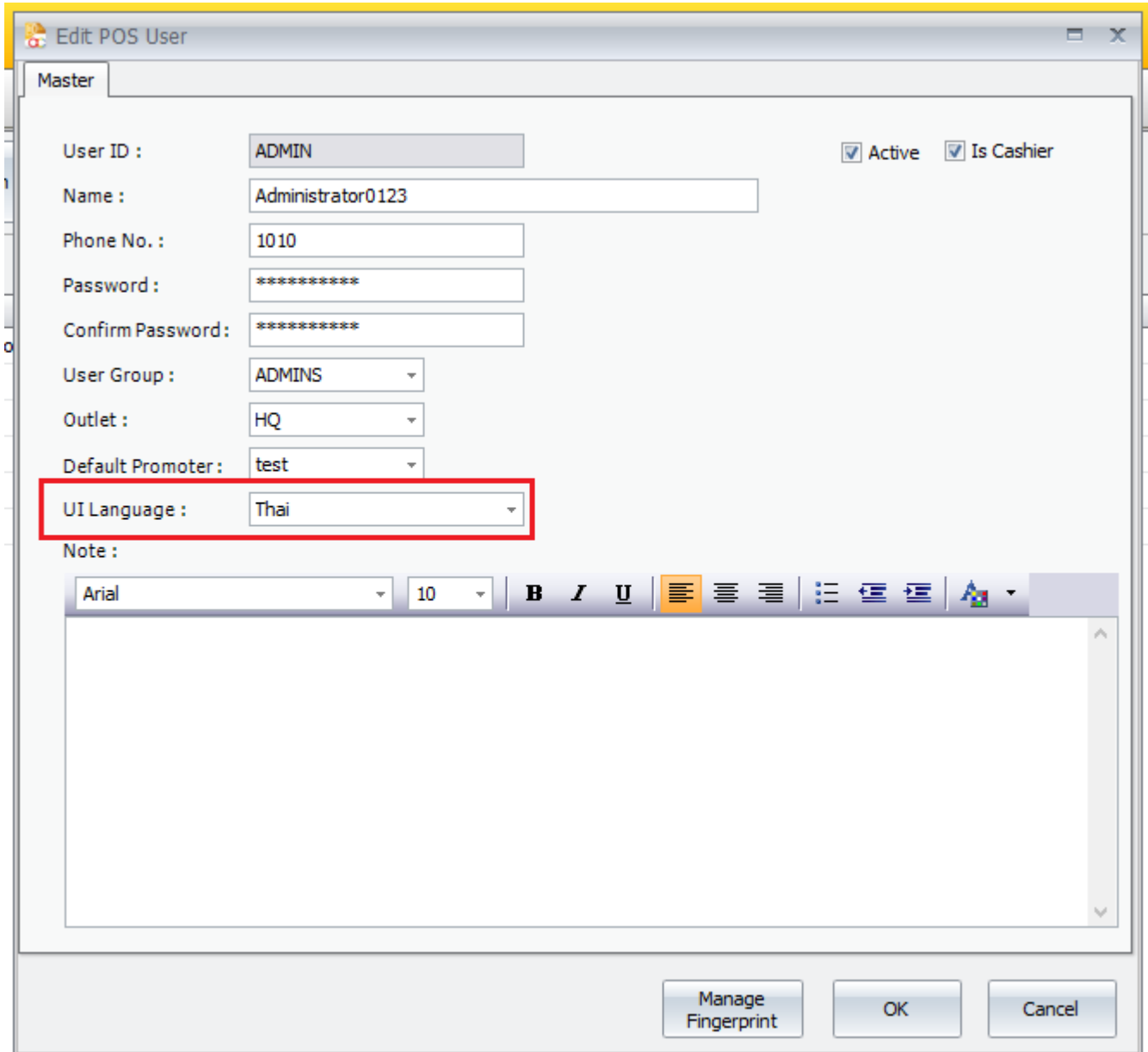
To set, go to **Point Of Sales > Maintenance > Auto Prompt Maintenance**



### ID: 7568 Support Thai Language for frontend

Thai language is now available for front-end.

To set, go to **Point Of Sales > Maintenance > Pos User Maintenance**



The screenshot shows the 'Edit POS User' window with the following fields and values:

- User ID : ADMIN
- Name : Administrator0123
- Phone No. : 1010
- Password : \*\*\*\*\*
- Confirm Password : \*\*\*\*\*
- User Group : ADMINS
- Outlet : HQ
- Default Promoter : test
- UI Language : Thai (highlighted with a red box)

Additional options:  Active,  Is Cashier

Note: A rich text editor is present below the fields, with a toolbar showing font settings (Arial, size 10) and formatting options (bold, italic, underline, bulleted list, numbered list, indent, outdent, link, unlink, insert image).

Buttons at the bottom: Manage Fingerprint, OK, Cancel

Then perform synchronization and then login frontend.

BAKE HOUSE (ROC: 12345)

ชื่อ :  KIV Promoter   
 Table  Debtor   
 Pax  Member   
 Pts Bal. : 0.00 Pts Earn : 0.00

No.	Service Type	Description	Qty	Total	Delete	Promotion
AutoCount F&B						
				0.0000	0.00	0.00

เปลี่ยนแปลงค่า: 0.00 ผลรวมย่อย (ไม่รวมภาษี): 0.00  
 ค่าบริการ: 0.00 SST: 0.00  
 ภาษีบริการ: 0.00 ยอดรวม: 0.00  
 ปรับการปิดเศษ: 0.00 ยอดรวม: 0.00

เรียกคืนบิลพัก

รวมบิล

แยกบิล

รับชำระเงินลูกหนี้

ค่าบริการ

รหัสภาษีบริการ

พิมพ์ใบเสร็จรับเงินล่าสุดอีกครั้ง

พิมพ์บิลครัวอีกครั้ง

Change Inclusive

เงินสดเข้า/ออก

ปิดเคาน์เตอร์

เปิดเคาน์เตอร์

เปิดสิ้นชั้กเงินสด

สลิปค่าน

การตั้งค่า

Master UDF

ตั้งค่าหมายเหตุ

Print Bar Code

✖ ยกเลิก

**ID: 7585** Predefined credit card and debit card when create new account book at backend  
 When create new account book, a standard credit card ID and debit card ID will be auto created.

Credit Card Maintenance - FnB/POS - AutoCount POS (Ver: 5.0) (Rev: 147)

File G/L A/R A/P Inquiry Stock Sales Purchase Bonus Point POS eDashboard Sales Commission Report Point of Sale General Maintenance Tools Tax Window Help

**Credit Card Maintenance** ?

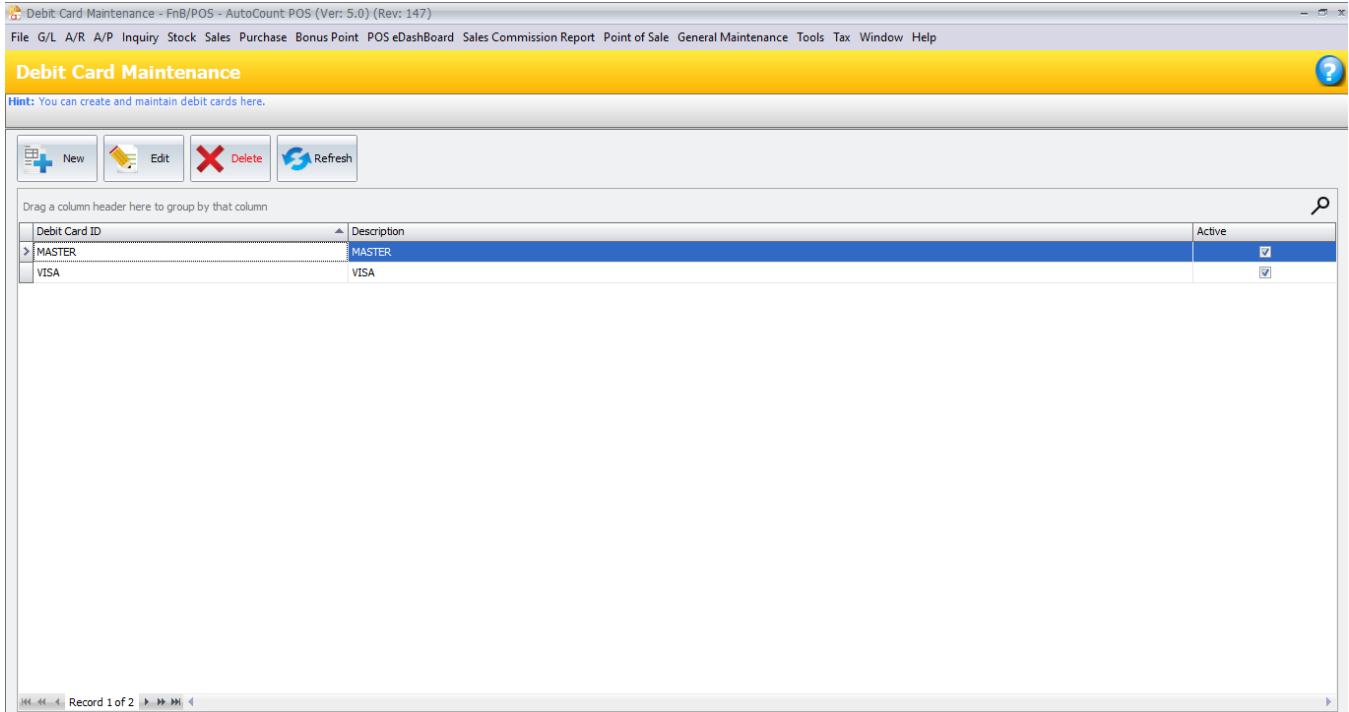
Hint: You can create and maintain credit cards here.

New
 Edit
 Delete
 Refresh

Drag a column header here to group by that column

Credit Card ID	Description	Active
> MASTER	MASTER	<input checked="" type="checkbox"/>
VISA	VISA	<input checked="" type="checkbox"/>

Record 1 of 2

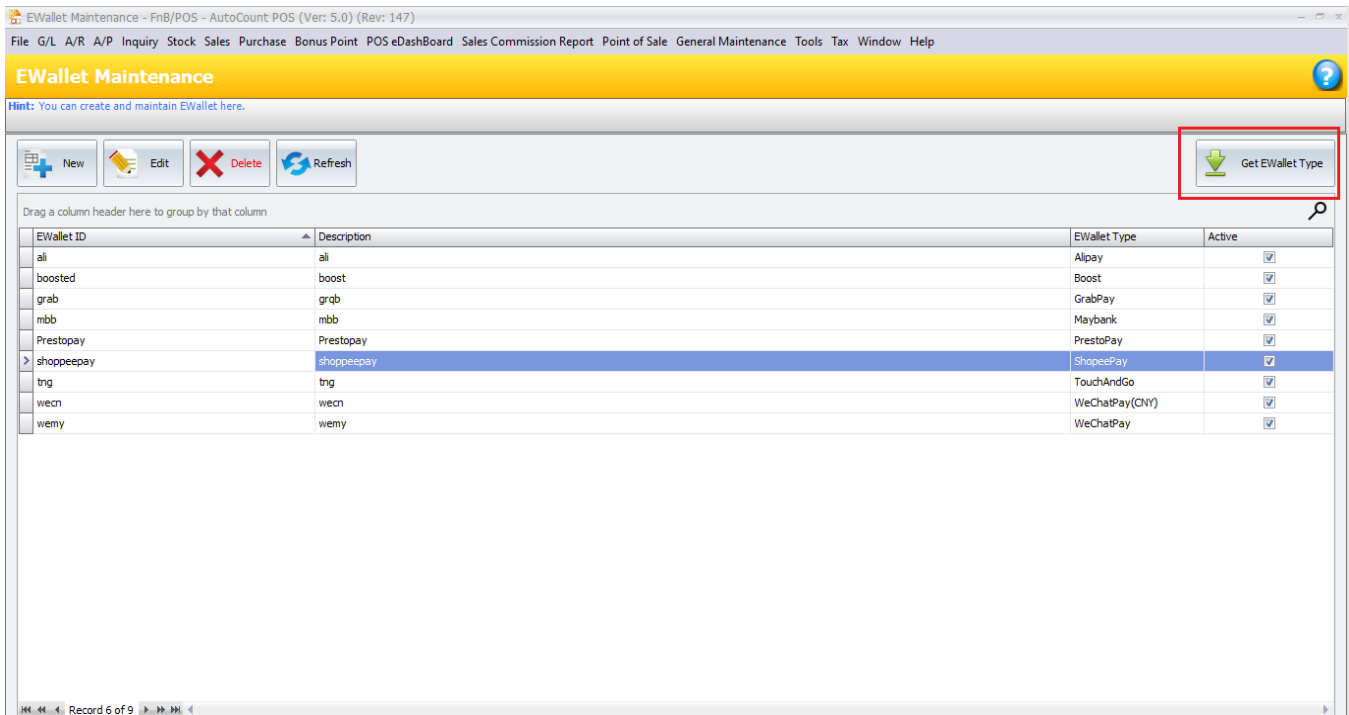


**ID 7654 Support new e-wallet type for Prestopay and Shopeepay.**

E-wallet now able to support for PrestoPay and ShopeePay payment method.

To enable, go to **Point Of Sales > Maintenance > Ewallet Maintenance**.

Then press the Get Ewallet Type button for these new 2 payment.



Create new e-wallet and then sync to frontend.

 mbb	 ali	 wemy	 wecn	 grqb
 tng	 boost	 Prestopay	 shoppeepay	



คิวอาร์โค้ด :  

 OK  ยกเลิก