

Highlights of Changes in 2.0.13.133 & 134

SST to Support Digital Tax

Due to the introduction of Digital Tax, AutoCount Accounting had added **2 new input tax codes**. Refer Table 1 for the new tax codes:

Tax Code	Description	Tax Rate	Accounting Basis	Require Tax Account No
DS-6	Digital Service Tax 6% Claimable	6%	Payment	Yes
DSN-6	Digital Service Tax 6% not Claimable	6%	Payment	No

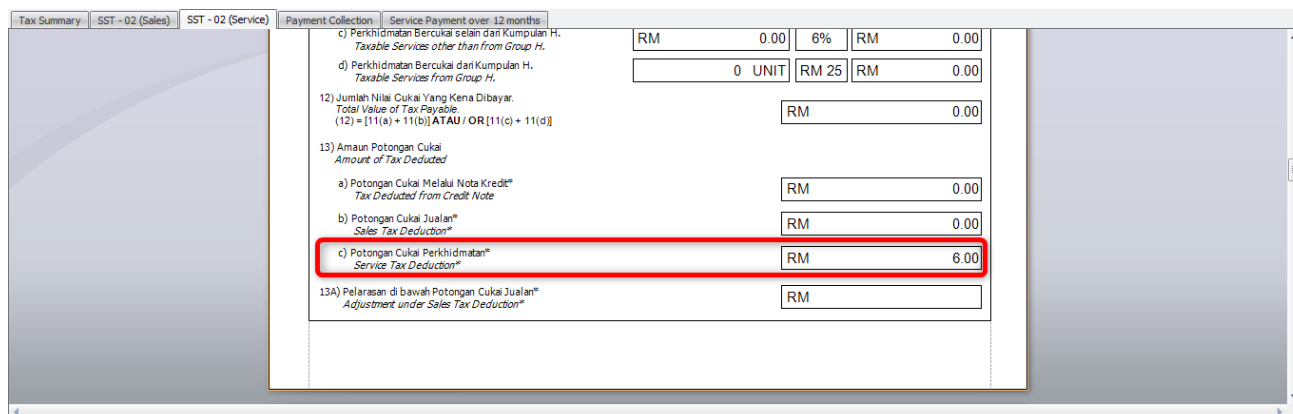
Table 1

User can find related information on Digital Service Tax that able to claim here:

Link: <https://mysst.customs.gov.my/TaxPolicy>

File: Service Tax Policy No 3/2020

For the **claimable Digital Service Tax**, it will affect the **SST-02 form Column 13c** after payment had been made. (Refer Figure 1)



Payment Collection		Service Payment over 12 months	
c) Perkhidmatan Bercukai selain dari Kumpulan H. Taxable Services other than from Group H.	RM 0.00	6%	RM 0.00
d) Perkhidmatan Bercukai dari Kumpulan H. Taxable Services from Group H.	0 UNIT	RM 25	RM 0.00
12) Jumlah Nilai Cukai Yang Kena Dibayar. Total Value of Tax Payable (12) = [11(a) + 11(b)] ATAU / OR [11(c) + 11(d)]	RM 0.00		
13) Amaun Potongan Cukai Amount of Tax Deducted			
a) Potongan Cukai Melalui Nota Kredit* Tax Deducted from Credit Note	RM 0.00		
b) Potongan Cukai Jualan* Sales Tax Deduction*	RM 0.00		
c) Potongan Cukai Perkhidmatan* Service Tax Deduction*	RM 6.00		
13A) Pelarasan di bawah Potongan Cukai Jualan* Adjustment under Sales Tax Deduction*	RM		

Figure 1

Merge Internet User into Network User

For **Accounting 2.0**, the **Internet User** had been removed and merged into **Network User**. This means that if any user would like to purchase Internet User, user just need to **direct purchase Network User** will do. The new Network User will consist of all features that Internet User previously had. **There will be no more Internet User starting from this version onwards.**

For those users that **purchase Internet User before**, these Internet User will be **converted into Full Network User**. Example if previously user had **4 Full Network User + 1 Internet User**, the Internet User will be **converted to become Full Network User, resulting in 5 Full Network User**. For those users that **never purchase Internet User before**, these users will be able to **enjoy Internet User feature with their existing purchased Network User**.

User will need to also update **AutoCount Server to version 2.0.2.117** due to compatibility issue for the merging of Internet User into Network User.

Stock Card Report to show Supplier Invoice No. at Detail

A minor enhancement had also been added at Stock Card Report. User can now access **Supplier Invoice No. at Stock Card Report** Detail level (Refer Figure 2). This only applicable if that detail line is from Purchase Invoice.

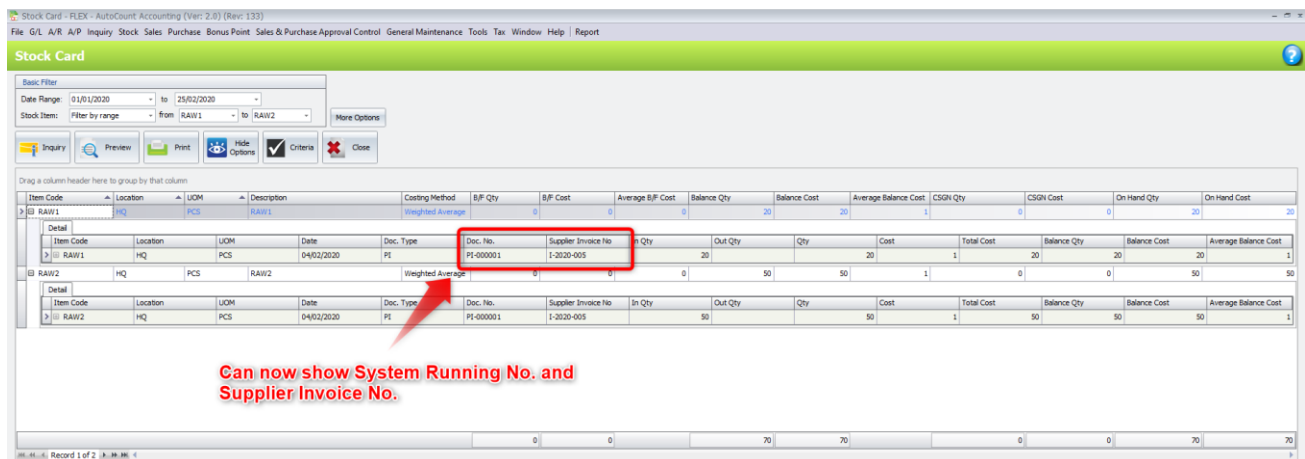


Figure 2

Stock Assembly Order transfer from Sales Order to show Outstanding SO Only

To improve the visual and accessibility of data, a new option had been added – “**Show Outstanding S/O Only**” at Transfer from Sales Order when user attempt to perform this action from Stock Assembly Order.

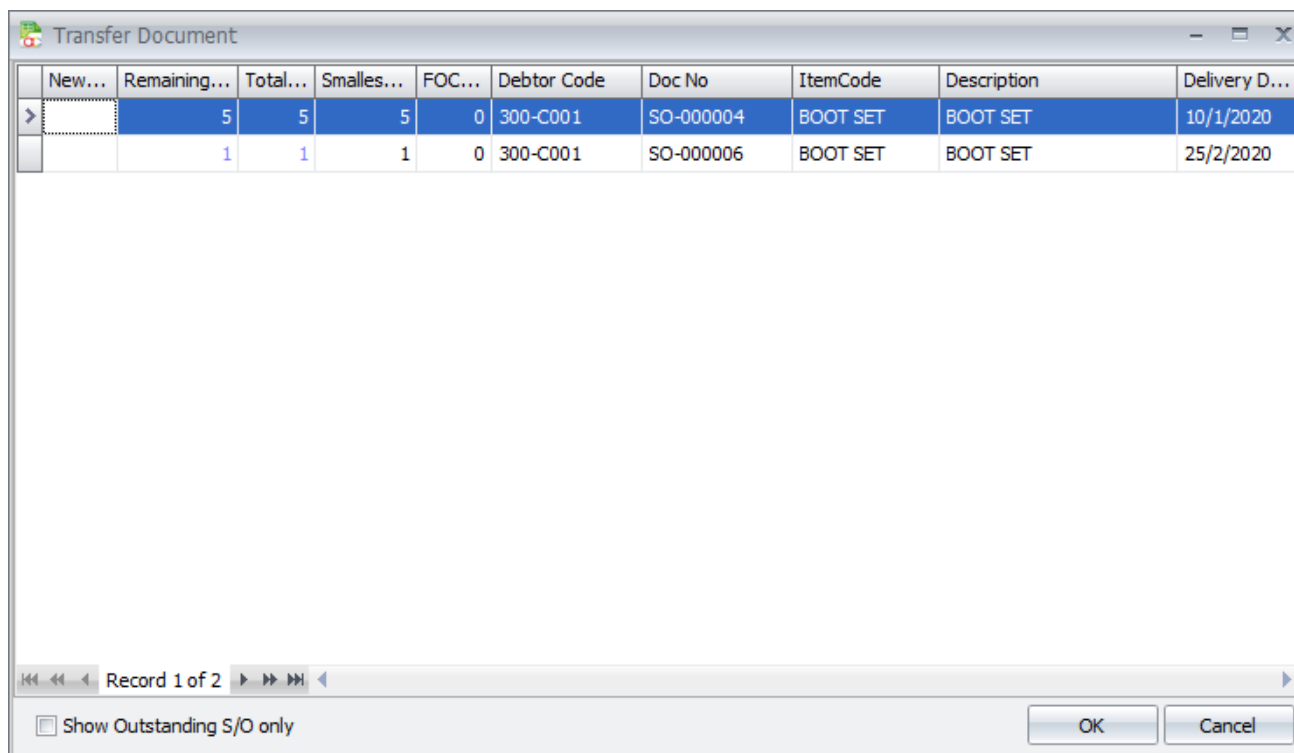


Figure 3

By ticking this option, the system will automatically be **filtered out any Sales Order that had been transferred to the next stage** (Delivery Order, Invoice etc). There will also be a new column “**Remaining S/O Qty**” to show that how many Quantity of the Item that are still outstanding (Refer Figure 4).

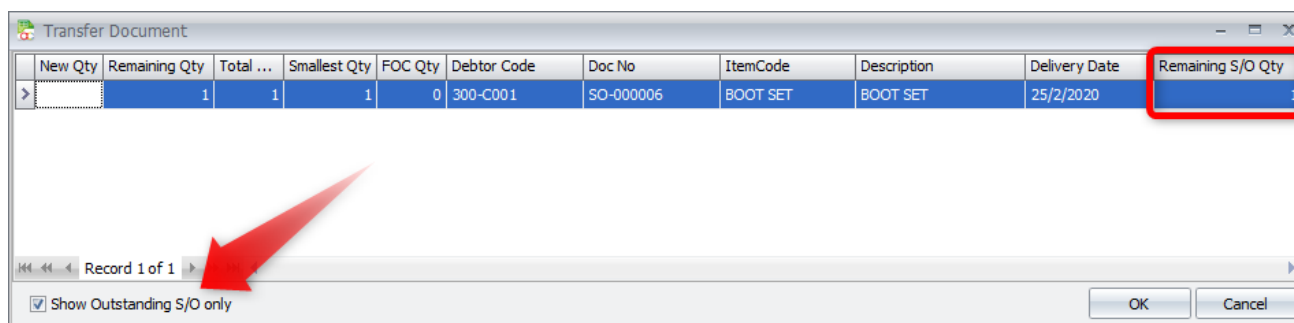


Figure 4

There are 2 perspective in viewing this form:

Remaining Qty: This is the number of Qty that yet to be transferred to Assembly Order for this Item and this Sales Order. This column is not affected by the if it had been transferred to Delivery Order or Invoice.

Remaining S/O Qty: This is the number of Qty that is still outstanding at Sales Order which not transferred to the next document. This is only useful if user wish to perform transfer based on Outstanding Sales Order.

Prepared by Jae Sen

Last Modified 25/02/2020